

TO BE RECEIVED FOR THE RECORD

1

APRIL 20, 2021 FINANCE COMMITTEE MEETING

			Original	INCREASE (DECREASE)	Revised
SUMMARY OF CHANGES					
Manager's Report					
Year to Date Actuals					
Both Revenues and Expenses					
OPERATING EXPENSES:					
Administration					
10-01-10-540-010	Professional Services	Litigation Costs	\$ 325,300.00	\$ (20,000.00)	\$ 305,300.00
10-01-10-546-000	Professional Services	workers Comp	\$ 155,000.00	\$ (150,000.00)	\$ 5,000.00
Operations					
10-40-60-540-010	Professional Services	Demolition of old building	\$ 550,000.00	\$ (300,000.00)	\$ 250,000.00
10-40-60-561-000	T&D Repairs & Maintenance Othe	Demolition of old building	\$ 526,200.00	\$ (300,000.00)	\$ 226,200.00

Added: Vehicle & Equipment Summary

DEPARTMENT OF WATER

County of Kaua'i

"Water has no Substitute – Conserve It!"

March 25, 2021 (Revised for the Finance Committee Meeting on 4/20/21)

Re: Proposed Operating and Capital Budgets for FY 2021-2022

RECOMMENDATIONS:

1. Board review and approval of the Department of Water ("DOW")'s Proposed Annual Operating budget for Fiscal year ("FY") 2021-2022.
2. Board review and approval of the DOW's Proposed New Capital Outlay Budget for FY 2021-2022.
3. Board review of the DOW's Outstanding Purchase Orders ("PO") from FY 2020-2021 and approval of the budget rollover to FY 2021- 2022.

BACKGROUND:

The DOW is a semi-autonomous agency of the County of Kauai operating as an enterprise fund. The operations are managed by the Manager & Chief Engineer who is appointed by the Board of Water Supply ("Board") with a Deputy Manager and six Division Heads, each managing their respective divisions.

The DOW's proposed budget is a compilation summary of each division's programs and planned projects for the FY 2021 – 2022. It consists of the following:

- I. The Operating Budget.
- II. The New Capital Outlay and
- III. Rollover of Outstanding Purchase Orders ("PO").

A summary of Purchase Order ("PO") rollovers for unexpended encumbrances such as Contracts and Purchase Orders will be submitted as a supplemental budget under a separate cover after closing the financial accounting system as of FY ending June 30, 2021 is completed.

There are five (5) Sources of Funds that will be maintained separately. Previously, only three funds were maintained separately but two other funds marked "New" below will be added to provide separate accounting of the capital contribution and expenditures separately:

1. The Water Utility Fund ("WUF")
2. The Facilities Reserve Charge ("FRC")
3. The Build America Bond ("BAB").
4. The State Appropriation (Grant) Fund - New
5. The State Revolving Fund (SRF) - New

The WUF is the general operating fund of the DOW. This fund is used for the day-to-day operations and various capital outlays in accordance with the budgets as approved by the Board.

I. The Operating Budget

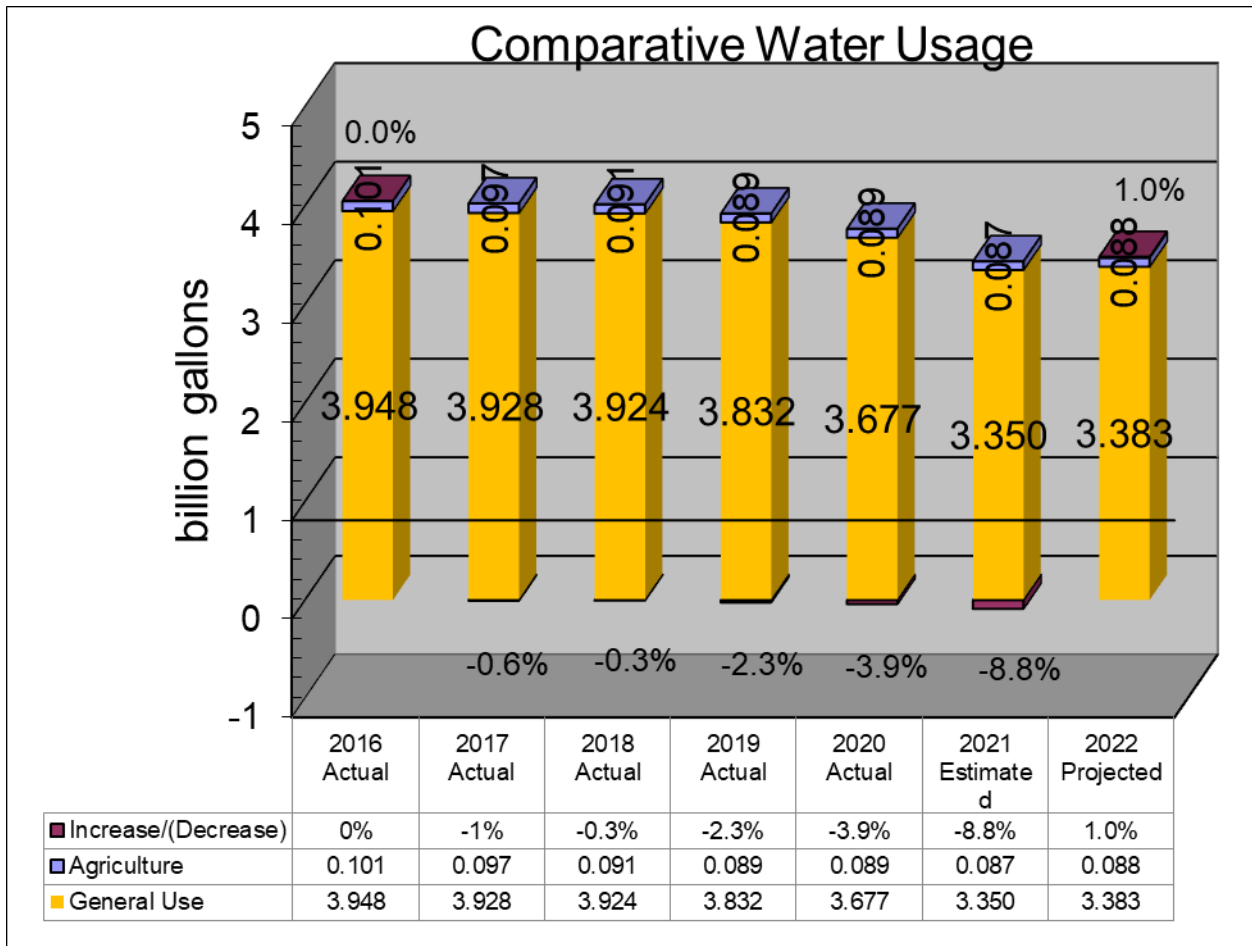
The DOW's main source of revenue is generated from water sales. Historically, the DOW provided an annual average of four billion gallons of water to over 21,000 customer accounts from single to multi-family dwellings, agricultural, commercial, government and other mixed-use accounts through the operation and maintenance of nine different public water systems island wide. It is estimated that the

total water consumption till the end of FY 2021 will be down to three-point four billion gallons (“BG”) (3.4 BG) from three-point eight billion gallons (3.8 BG) in FY 2019. This decline is a continuation of the effects of COVID-19 global pandemic that resulted to the extended closures of operations of the DOW’s major consumers, the hotels and resorts, commercial establishments, the harbor and the airport and many other businesses.

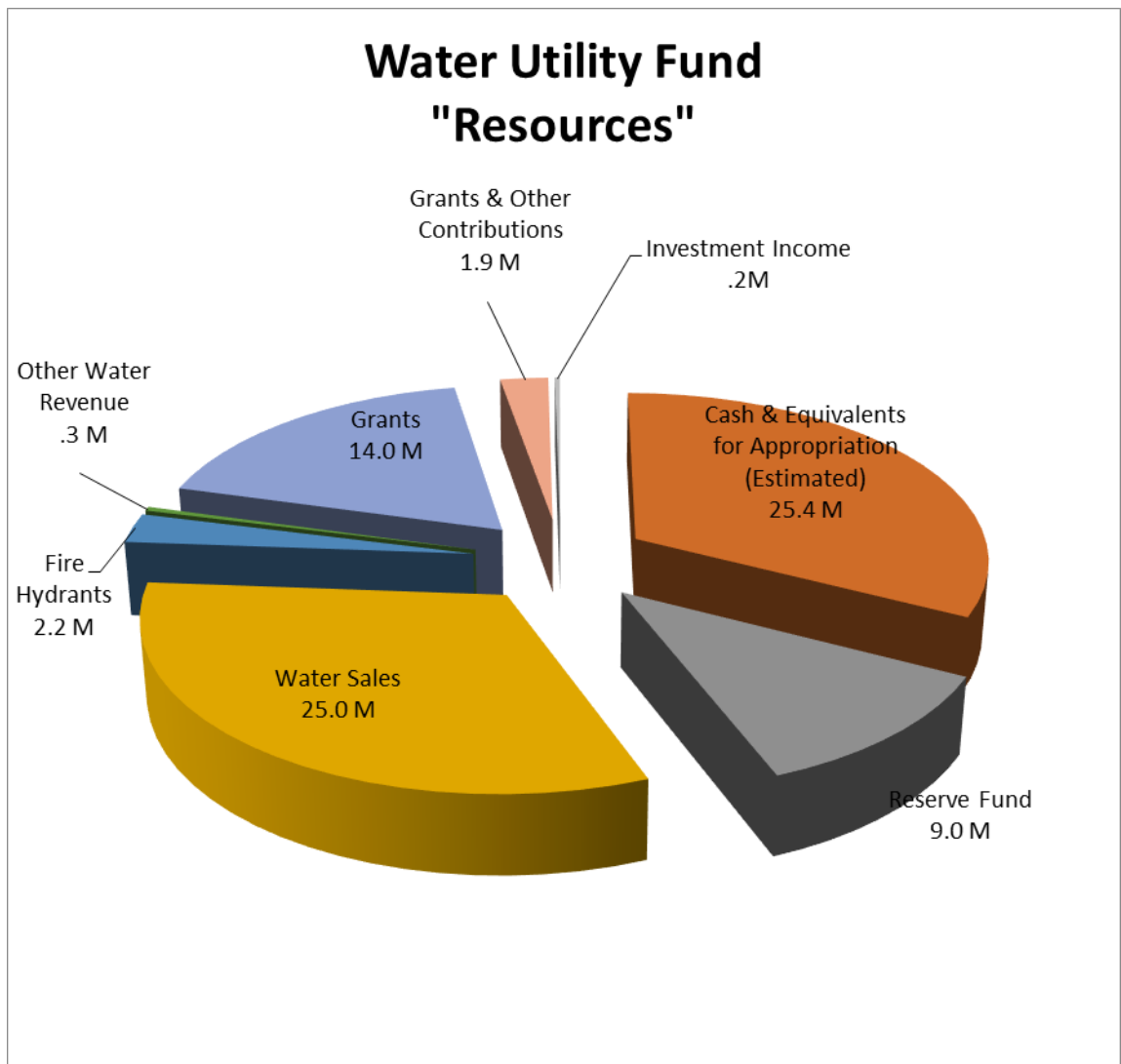
A new consumption trend is starting to shape up as the State of Hawaii and County of Kauai adjust to the COVID 19 pandemic. As travel restrictions are changing with the Covid 19 vaccine roll out, we anticipate that the major water customers will slowly be opening which will have a direct impact on the DOW’s projected water sales. In the absence of a solid consumption data pattern, we are projecting the water sales for FY 2022 to be the same as the estimated water sales of FY 2021 with a one percent (1%) increase for the possible growth factor.

The DOW’s current water rate charges are based on the last water rate increase implemented on July 1, 2014. There is no projected water rate increase in FY 2022 after the DOW made a tough decision of terminating the ongoing water rate study due to the prevalence of COVID 19 pandemic.

The chart below is a five-year illustration of the actual water consumption in billions of gallons from fiscal years ending 2016 – 2020, estimated consumption for the remainder of FY 2021, and the projected water consumption for FY 2022.



A. PROJECTED RESOURCES – WATER UTILITY FUND: \$78,986,199.00



The DOW's Projected Resources are comprised of the following:

1. Beginning Balance - Available Resources - \$34,720,121.00 (estimated).

The DOW's available resources from Cash, Investments and Accounts Receivable as of March 31, 2021 less outstanding purchase orders and current liabilities excluding short term debts were used to estimate the beginning balance - available resources as of July 1, 2021. This is an estimate, and

it will be updated with the final numbers after the close of FY 2021. This amount includes the unadjusted reserved funds of \$9.3M.

2. Revenues \$43,641,788.00 (projected).

- 2.1 **Water Sales - \$25,022,600.** Projected water sales accounts for thirty-two percent (32%) of the projected revenues and receipts in FY 2022.

The water sales projection for FY 2022 is \$1.7 million (M) lower than the actual revenues collected in FY 2020 but \$2M higher than the FY 2021 budget. With the latest consumption data available as of March 31, 2021, the average decrease of 8% in water sales was applied to estimate the water sales for the remaining four months from April 2021 to the end of fiscal year, June 30, 2021. Taking the conservative approach, the FY 2022 water sales was projected to remain the same as FY 2021 with a 1% increase for potential population growth.

- 2.2 **Revenue from Public Fire Protection - \$2,174,298.** The Revenues from Public Fire Protection at \$2,174,298 is a non-cash revenue that we bill the County of Kauai for the 2,983 total public fire hydrants and standpipes that the DOW maintains island wide. The County does not pay the DOW for this bill but in exchange, DOW benefits from the countywide services that the County of Kauai provides to the DOW and its staff. A contra-expenditure account for the same amount offsets this revenue.

- 2.3 **Other Water Revenues - \$300,000.** Revenues from this are non-recurring. They are generated from water and meter installations and other job services provided by the DOW.

2.4 **Grants & Contributions- \$1,936,390.**

- BAB Subsidy - \$560,679. The DOW will receive its annual BAB Subsidy of \$800,970; \$560,679 or 70 percent (“70 %”) is allocated to WUF and the remaining 30 percent (“30 %”) or \$240,291 is allocated to the FRC fund.
- Capital Contribution – Kapaia MOU - \$1,375,711. This constitutes the one third (1/3) portion of Grove Farm for the Kapaia waterline project.

- 2.5 **State Grants - \$14,000,000.** The State of Hawaii released a state grant appropriation of \$14.M for three DOW capital improvement projects and funds will be released upon DOW’s submission of claim vouchers from contractors. Details of these projects funded by this grant are included in the Capital Outlays’ budget herein below.

- 2.6 **Investment income - \$200,000.** The DOW maintains its investments through the County of Kaua’i’s pooled investment portfolio. The investment income is projected based on net interest income and fair value adjustments of the total DOW investment portfolio.

- 2.7 **Miscellaneous Revenues - \$8,500.** This is projected for gains or losses from the disposal of capital assets, and other revenues.

3. **Non-Revenue Cash Inflow – \$14,300,000.** The Department of Water plans to apply for an initial loan @ \$14.3M from the Department of Health’s Safe Drinking Water State Revolving Fund (SRF) to finance a planned Meter Replacement Project for \$10M and \$4.3M for a capital outlay – capital improvement project (CIP).

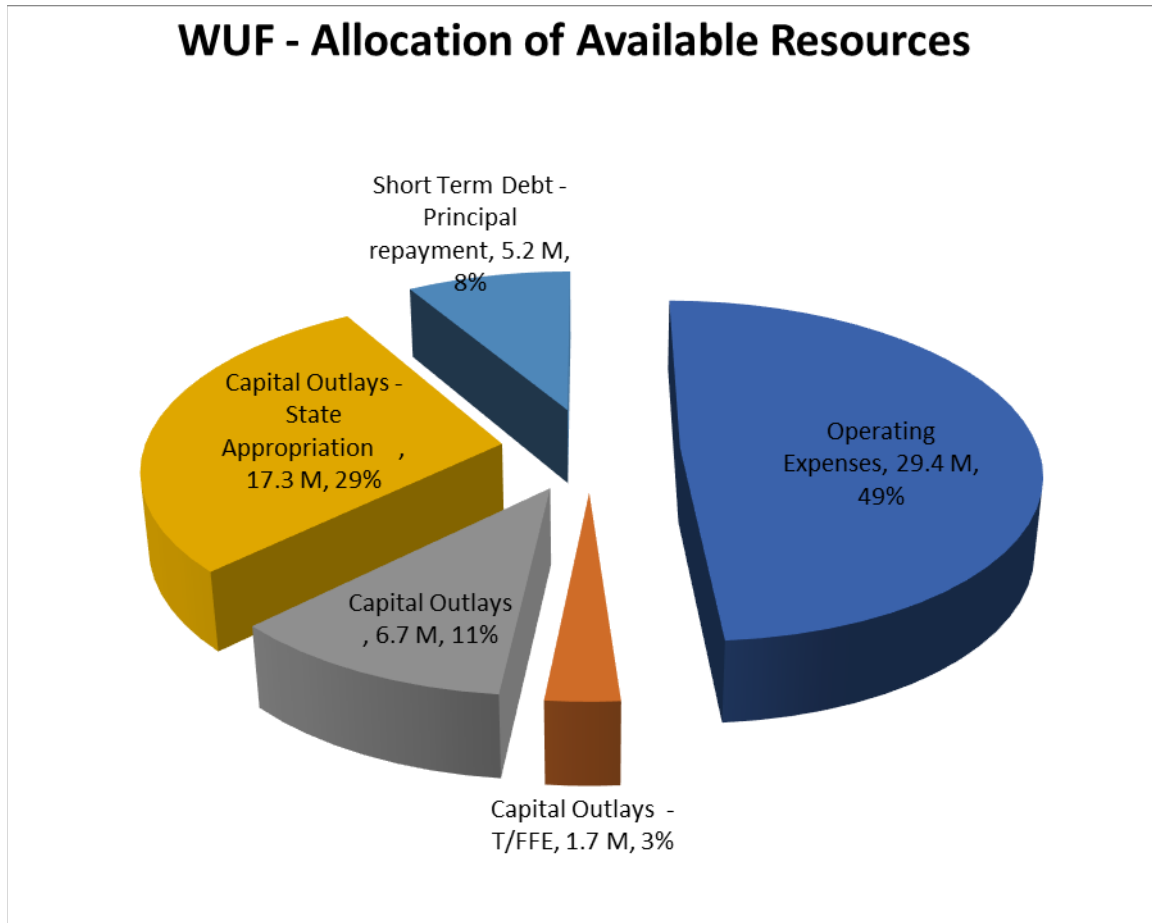
4. **Transfers in – WUF – \$2,300,000.**

Transfers – In: To transfer \$2,000,000 from FRC to WUF. This is to reimburse WUF the 30 percent (“30 %”) debt service allocation of debt financed expansion projects. As of 7/1/2021, FRC Fund has an estimated net available balance of \$2,434,873 increased by the projected

FRC receipts of \$800,000 and \$240,291 from the 30% allocation of BAB subsidy. There is a proposed budget of New Capital Outlay – CIP projects of \$1,260,000 with an estimated remaining funds of 2,339,070. We then propose the transfer of \$2,000,000 to WUF.

Transfers – In: Pursuant to board policy #31, the DOW’s Reserved Funds will be reduced by \$300,000 from \$9,300,000 to \$9,000,000 and same amount will be transferred to WUF unrestricted account.

B. ALLOCATION OF PROJECTED RESOURCES – Water Utility Fund:



1. Operating Expenses - \$29,407,362.

The DOW's operating expenses are summarized by major expenditure items or similar categories for this report. An Operating Expense Summary and an Operating Expense Detail are attached for your further review, analysis and discussion thereof.

- 1.1 DOW's Salaries and Wages for FY 2022 are budgeted at \$8,385,096., an increase of \$1.16 million ("M") or 16% as compared with the FY 2021 budget.
- 1.2 Included in the "Salaries & Wages" budget is \$1.24 million (M) in budgeted vacancy positions. There are currently twenty-six (26) vacant positions with proposed funding as follows: Eighteen (18) to be funded at 100%, one (1) at 75%, three (3) at 50% and six (4) positions will not be funded at this time.
- 1.3 The DOW's FY 2021 employee benefits budget is \$4,480,090. The employee benefits are comprised of the FICA employer taxes, EUTF for health plan premiums, Employee Retirement System (ERS) for pensions and Other Post-Employment Benefit ("OPEB") for retiree medical benefits.

The budget for FICA taxes is a fixed percentage of 7.65% calculated based on the total salaries budget while the ERS contributions was calculated at 24%. Life and Health Insurance benefits were fixed amounts based on the subscribers' plan coverage and the Other Post-Employment Benefits (OPEB) was a fixed amount determined through the State of Hawaii's actuarial study. The total employee benefits budget increased by \$483.0 thousand ("K") or 12% as compared with FY 2021 budget.

- 1.4 Services, which include Professional Services, Accounting & Auditing, Other General Services, Public Relations and Miscellaneous Services totaled \$4,305,621 with an increase in budget of \$235,065 or 5% from FY 2021 budget. Major projected expenditures under the Services category are:
 - 1.4.1 Professional Services – General; this budget line item increased by \$380,349 as compared to FY 2021 budget. Detailed changes are itemized below:
 - 1.4.1.1 Administration has a new line-item budget to procure external services for document imaging @ \$150K but overall decreased by \$78.5K.
 - 1.4.1.2 Engineering - Construction Management (CM) – CM budget increased by \$950K due to the "As needed CM" budget for \$1M. This CM budget item was last funded in FY 2020. The Engineering Services and Water Resources and Planning both decreased their professional services budget by \$370K and \$150K respectively.
 - 1.4.1.3 Operations budget increased by \$250K because of a new planned project; the design of Kilohana Sodium Hypochlorite Onsite Generation (OSG) Housing.
 - 1.4.1.4 Information Technology (IT) budget slightly increased by \$10K.
 - 1.4.1.5 Water Quality – slightly increased the EPA testing budget by \$8.9K.
 - 1.4.1.6 Fiscal-Billing budget decreased by \$100K and Accounting by \$140K.
 - 1.4.2 Accounting and auditing budget –budget stayed the same as FY 2021 @ \$106.8K.
 - 1.4.3 Other Services & Billing costs – Other Services budget is pretty much the same as FY 2021 while Billing costs budget increased by \$35.1K due to the increased budget in American Meter Institute (AMI) Subscription fee for the new meter replacement plan.

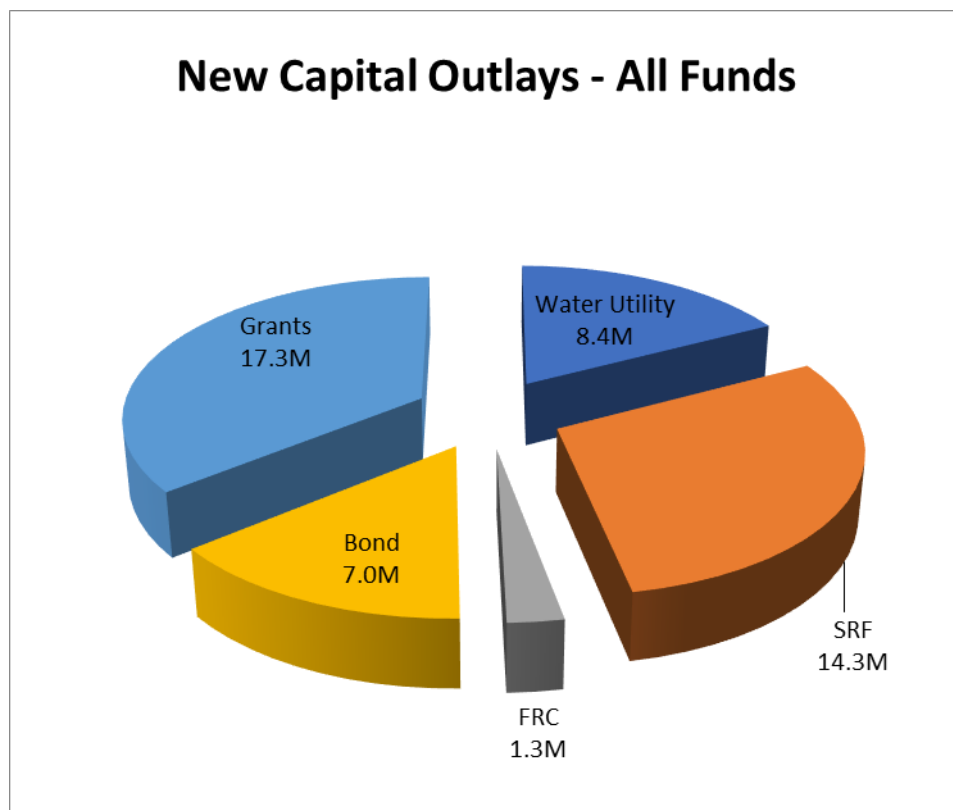
- 1.4.4 Public Relations, decreased by \$32.8K, Communications increased by \$8.3K while freight and Postage decreased by 9.7K.
- 1.4.5 Insurance budget of \$5K decreased by \$150K due to the removal of worker's compensation budget line item.
- 1.4 County Service Charge at \$2.17M is a non-cash expenditure where revenues from public fire hydrants are billed to the County of Kauai and no payment is collected. In exchange for services rendered by the County of Kaua'i to the DOW, the same amount is recorded as a contra-expenditure against the non-cash revenue.
- 1.5 Utility Services budget remains the same at \$2.9M.
- 1.6 Repairs & Supplies, which includes Repairs & Maintenance for water systems, Repairs & Maintenance – (other than water systems), Office & Operating Supplies, Fuel and Bulk Water Purchases have a combined proposed budget of \$4.2M which increased from FY 2021 by \$374.8K. This increase is due to the increase in IT budget of for various software maintenance costs of \$116.2K and Operations' budget increase of \$226.2 due to the planned demolition of the old administration building.
- 1.7 Human Resources budget includes Books, Publications & Memberships, Training & Development, Travel & per diem and Meeting expenses for both staff and board members. The total budget of \$205.3K for this category decreased by \$26.5K. This decrease accounts for \$43.37K decrease in IT software subscription fee because these budget costs were transferred to Repairs and Maintenance – Non-Water System while Travel & Meeting Expenses budget have combined increase of \$16.8K.
- 1.8 Interest Expense- The total annual interest expense for FY 2022 is \$2.86M which decreased by \$206.4K from \$3.07M in FY 2021 budget.
2. **Debt Service – Principal - \$5,170,095.**
- Annual Debt Service Requirements (DSR) equals \$8.031M of which \$5.17M is repayment of debt principal.
3. **New Capital Outlay - Miscellaneous Purchases – Technology, Furniture, Fixtures & Equipment (TFFE)- \$1,716,500.00** This amount represents capital expenditures for both Rehabilitation & Replacement (R&R) and Expansion. Detailed explanations will be covered further under the New Capital Outlays budget in part II herein below.
4. **New Capital Outlay – CIP (WUF) \$6,650,000.00** This amount represents the proposed CIP for both Rehabilitation & Replacement (R&R) and Expansion. A detailed explanation will be covered further under the New Capital Outlays budget in part II herein below.
5. **Reserve Transfers – -\$300,000.** The existing reserve fund will be decreased by \$300K based on the new reserve fund policy now known as Board Policy #31 - Reserve Funds which replaced Board Policies 26 & 27. All the approved uses of the emergency reserve fund and debt service reserve fund remain with the additional provision to use the reserve funds for unfunded non-recurring costs.

II. New Capital Outlay – All Funds - \$48,226,500.00

In addition to the operating expenses, debt service and reserve transfers, the DOW has a separate new capital outlay budget. Below is a detailed breakdown of the New Capital Outlay budget.

The DOW Capital Outlays are funded from the different DOW funds based on the purpose/s of the project. The purpose is identified in two categories: **Expansion projects or Rehabilitation & Replacement (“R&R”)**. A single project can be categorized as “Expansion” or “R&R” or both. Once the project manager identifies the purpose/s of the project, the funding source is assigned. The DOW maintains four (4) different funds as follows:

- 1.1 Water Utility Fund (WUF)
- 1.2 Facility Reserve Charge (FRC) Fund
- 1.3 Build America Bond (BAB) Fund
- 1.4 Grants Fund
- 1.5 SRF Funds



The Proposed Capital Outlay budget is categorized and funded below as follows:

1. Capital Outlay / Water Utility Fund: \$8,366,500.00

1.1 Miscellaneous Capital Purchases – Technology, Furniture, Fixtures & Equipment (TFFE) - \$1,716,500.00 This amount represents both R&R and Expansion as follows:

- A replacement budget of \$646,500 consists of the following:
 - Information Technology (IT) budget - \$179K for various IT replacements.
 - Engineering – Engineering and CM budget for miscellaneous building permits - \$18K.
 - Fiscal –billing budget - \$50K is a carry over of the previous year’s budget for lobby assessment to address acoustics & slippery surface floor.
 - Operations budget - \$5.3M for the following: one (1) skid steer loader @ \$95K, 1-skid sprayer @ \$4.5K, 1-medium duty Truck @ \$65K, 1-emergency Generator @ \$ 110K and 1-mini-Excavator @ \$125K.
- Miscellaneous purchases - Expansion of \$1.07M consists of the following:
 - Information Technology budget - \$120K budget to implement Laser Fisch.
 - Engineering - CM budget for miscellaneous building permits - \$10K
 - Fiscal – Billing to procure a new billing system @ \$800K and a Kiosk @ \$25K.
 - Operations budget - \$115K to purchase three new equipment: 2-light duty pickup truck @ \$55K and \$45K and a pipe locator @ \$15K.

1.2 Capital Outlay/WUF- Capital Improvement Projects (CIP): R&R - \$3,950,000.00

- R&R – Construction Management - \$2,500,000.00 proposed budget consists of the following:
 - Kilauea 1 & 2 MCC - \$400K.
 - Kukuilono tank demo - \$ 1.1M.
 - Manoa stream WL emergency repairs - \$500K.
 - Makaleha WL emergency repairs - \$500K.
- R&R - Operations - \$1,450,000.00 proposed budget consists of the following:
 - Replace submersible pump and refurbish Wainiha Well # 1 - \$150K.
 - Offices on the 2nd flr of Micro lab building. - \$75K
 - Replace wet barrel hydrants w/ dry barrel hydrants - \$25K.
 - Demolish old Admin building and add temporary parking lot - \$ 400K.
 - Pump replacement – Paua valley - \$150K.
 - Workstations – Operations’ building - \$ 50K.
 - Satellite Operations’ facility - \$ 600K

1.3 Capital Outlay/WUF - CIP: Expansion – \$2,700,000.00

- Design - \$200K for UH Experiment Station Tank.
- Construction - \$2.5M for Haena 144’ Tank (0.2MG)

2. Capital Outlay/Grants – CIP: R&R - \$17,300,000.00

2.1 Capital Outlay/Grants – R&R - \$2,600,000.00

- Construction – Kilauea 1&2 MCC - \$2.6M

2.2 Capital Outlay/Grants - CIP: Expansion - \$14,700,000.00

- Construction Management – The proposed expansion budget consists of the following:
 - Yamada Tank, Clear well connecting PL - \$10.2M.
 - Kapaa Homestead 313' 1.0 MG Tank (Ornellas) - \$4.5M

3. Capital Outlay/ FRC Fund – \$1,260,000.00

- 3.1 Expansion - Design – \$860,000.00
 - Develop Kapa'a well No. 4 site improvement - \$ 700K
 - Wainiha Well #4 \$160K
- 3.2 Expansion – Construction - \$400,000.00
 - Drill & Test Kilauea Well # 3 - \$400K.

4. Capital Outlay / BAB Fund- \$7,000,000.00

- 4.1 R&R - None
- 4.2 Expansion – Construction. -\$ 7,000,000.00
 - Kapaa Homestead Tank (Ornellas) - \$4.5M.
 - Kilauea 466 Tank Puu Pane W3 - \$2.5M

5. Capital Outlay / SRF Fund- \$14,300,000.00

- 5.1 R&R - \$14,300,000.00
 - AMI Meter replacement - \$ 10M.
 - Kalaheo 1111' & 1222' WS Improvements - \$4.3M

III. Rollover of Outstanding Purchase Orders (PO).

A summary of Purchase Orders (“PO”) rollovers for unexpended encumbrances such as Contracts and Purchase Orders will be submitted as a supplemental budget under a separate cover after the financial closing of FY 2021 is completed.

Thank you for your time and attention to these matters. We look forward to working together with you on the proposed budget.

MY/

Fund Balance Projections

Fund Balance Projections							
	Water Utility General Fund	WURF (30% of Previous Years' Last Audited Operating Revenue)	Grants Fund	**Facility Reserve Charge Fund	BAB Fund	SRF Funds	TOTAL
Cash, Investments & Receivables as of 2/28/2021	\$44,919,830	\$9,300,000	\$0	\$3,238,574	\$9,888,967	\$0	\$67,347,371
Encumbrances - PO & Contracts (-)	\$14,054,390		\$1,375,711	\$679,796	\$1,651,672		\$17,761,568
Current Liabilities, excluding Debt (-)	\$5,445,320						\$5,445,320
Estimated Available Resources for Budget Appropriation - 7/1/21	\$25,420,121	\$9,300,000	-\$1,375,711	\$2,558,779	\$8,237,295	\$0	\$44,140,484
Revenues & Other Receipts	\$43,641,788		\$0	\$1,040,291	\$35,000	\$14,300,000	\$59,017,079
Transfers In	\$2,300,000		\$15,375,711		\$0		\$17,675,711
Transfers (Out)	-\$15,375,711	-\$300,000		-\$2,000,000	\$0		-\$17,675,711
Adjusted Balance	\$55,986,198	\$9,000,000	\$14,000,000	\$1,599,070	\$8,272,295	\$14,300,000	\$103,157,563
Operating Expenses	\$29,407,362		\$0	\$0	\$0		\$29,407,362
Short Term Debt - Principal Repayment	\$5,170,095	\$0	\$0	\$0	\$0		\$5,170,095
Miscellaneous Capital Purchases - TFFE	\$1,716,500					\$10,000,000	\$11,716,500
New Capital Outlay - CIP	\$6,650,000	\$0	\$17,300,000	\$1,260,000	\$7,000,000	\$4,300,000	\$36,510,000
Projected Balances - 6/30/22	\$13,042,242	\$9,000,000	-\$3,300,000	\$339,070	\$1,272,295	\$0	\$20,353,607

Note 1: FRC fund balance is not sufficient to fund the Proposed Capital Outlay - Expansion Projects. An Interfund transfer through a Manager's Report will be required in order to proceed with any of the FRC Capital Outlay - Expansion projects.

Calculation of DOW Reserves:	Base Calculation	Reserve Maintenance Calculation	Required Balance	Budget Required FY 2022
Reserve Fund = 30% of Revenues based from the prior year's Audited FS. Net of non-cash revenue and expense - Fire Protection Vs County's contra claim	26,838,746	8,051,624		\$0
Insurance deductible	1,000,000			
DSR = 50% of annual DSR budget	2,585,047			
ER = 25% of OE, net of non cash expenditures (PY)	5,400,507	8,985,555	8,985,555	\$9,000,000
				\$9,000,000

Revenue Summary

		FY 2018-2019 Actual	FY 2019-2020 Budget	FY 2019-2020 Actual	FY 2020-2021 Budget	FY 2020-2021 Actual as of 3/31/21	FY 2021-2022 Projected Revenues (option 1)
REVENUES							
Water Utility Fund		\$36,894,780	\$34,762,769	\$31,891,765	\$31,563,000	\$21,398,865	\$43,641,788
10-00-00-400-000	Water Sales	\$27,959,468	\$26,929,850	\$26,672,943	\$22,993,488	\$18,794,982	\$25,022,600
10-00-00-405-000	Revenue from Public Fire Protection	\$2,174,298	\$2,136,510	\$2,174,298	\$2,174,298	\$1,630,724	\$2,174,298
10-00-00-410-000	Other Water Revenue	\$348,905	\$250,000	\$140,291	\$300,000	\$109,596	\$300,000
10-00-00-430-000	Federal Grants (FEMA)	\$32,228	\$828,535		\$828,535	\$0	\$0
10-00-00-432-000	State Grants	\$3,754,453	\$3,800,000	\$1,369,959	\$4,500,000		\$14,000,000
10-00-00-440-000	Capital Contributions - Cash Receipts	\$586,575	\$611,874	\$566,738	\$560,679	\$420,598	\$1,936,390
10-00-00-453-000	Net Increase / Decrease in Fair Value of Investments	\$1,150,866	\$0	\$0		\$12,017	\$0
10-00-00-461-000	Investment Income	\$812,034	\$200,000	\$941,506	\$200,000	\$428,652	\$200,000
10-00-00-470-000	Gain or Loss on Disposal of Capital Assets	\$0	\$5,000		\$5,000	\$0	\$5,000
10-00-00-480-000	Gain or Loss from the Retirement of Debt	\$0	\$0		\$0	\$0	\$0
10-00-00-490-000	Miscellaneous Revenues	\$75,953	\$1,000	\$26,030	\$1,000	\$2,297	\$3,500
Water Utility Fund Bond and Loan Proceeds		\$0	\$0		\$0		\$10,000,000
10-00-00-498-300	WU Bond Proceeds	\$0	\$0		\$0	\$0	\$0
10-00-00-499-600	WU/ Loan Proceeds - SRF Loan	\$0	\$0		\$0	\$0	\$10,000,000
FRC Fund		\$696,519	\$662,232	\$1,162,333	\$640,291	\$1,216,545	\$1,040,291
20-00-00-424-000	Facility Reserve Charge	\$437,130	\$400,000	\$919,445	\$400,000	\$1,036,289	\$800,000
20-00-00-430-000	Federal Grants	\$259,389	\$262,232	\$242,888	\$240,291	\$180,256	\$240,291
20-00-00-453-000	Net Increase / Decrease in Fair Value of Investments	\$0	\$0		\$0	\$0	\$0
20-00-00-461-000	Investment Income	\$0	\$0		\$0	\$0	\$0
Bond Fund		\$225,696	\$35,000	\$329,210	\$35,000	\$13,002	\$35,000
30-00-00-453-000	Net Increase / Decrease in Fair Value of Investments	-\$13,847	-\$30,000	\$170,623	-\$30,000	-\$107,620	-\$30,000
30-00-00-461-000	Investment Income (Net of custodial fees & other investment cost)	\$239,543	\$65,000	\$158,587	\$65,000	\$120,622	\$65,000
SRF Fund		\$0	\$0				\$14,300,000
60-00-00-430-000	SRF Loan Proceeds	\$0	\$0		\$0		\$14,300,000
60-00-00-453-000	Net Increase / Decrease in Fair Value of Investments	\$0	\$0		\$0		\$0

Operating Expense Summary

		FY 2018 - 2019 Actual	FY 2019-2020 Budget	FY 2019 - 2020 Actual	FY 2020-2021 Budget	FY 2020 - 2021 YTD Actual Exp. - As of 3/31/21	FY 2021-2022 Proposed Budget
OPERATING EXPENSES							
Water Utility Fund		\$22,640,351	\$29,527,971	\$25,837,255	\$27,689,418	\$17,099,146	\$29,407,362
510-010	Salaries & Wages (Regular & Compensated Leave)	\$5,329,149	\$7,065,711	\$5,724,655	\$6,394,682	\$4,126,035	\$7,552,596
510-020	Temporary Assignment	\$86,571	\$71,000	\$88,898	\$60,500	\$60,863	\$60,500
510-030	Overtime	\$497,658	\$486,000	\$554,465	\$477,000	\$463,679	\$477,000
510-040	Standby Pay	\$192,126	\$195,000	\$206,280	\$195,000	\$159,416	\$195,000
520-040	Vacation & Compensatory Time Pay out	\$21,812	\$100,000	\$32,014	\$100,000	\$0	\$100,000
530-010	FICA Taxes	\$447,135	\$605,705	\$460,511	\$552,879	\$370,292	\$641,460
530-020	Retirement Contributions	\$1,108,853	\$1,731,996	\$4,136,843	\$1,723,724	\$1,139,703	\$2,001,623
530-030	Life and Health Insurance	\$517,237	\$611,045	\$530,772	\$643,445	\$426,536	\$694,007
530-040	Workers Compensation	\$0	\$0	\$0	\$0	\$0	\$0
530-050	Unemployment Compensation	\$0	\$15,000	\$0	\$0	\$0	\$0
530-060	Post Employment Benefits (OPEB)	\$1,223,378	\$1,077,000	\$1,041,000	\$1,077,000	\$1,012,610	\$1,143,000
540-010	Professional Services - General	\$1,534,881	\$3,643,351	\$2,243,026	\$3,411,801	\$1,174,488	\$3,792,150
540-020	Professional Services - Accounting and Auditing	\$58,668	\$106,800	\$69,900	\$106,800	\$72,000	\$106,800
541-010	Other Services - General	\$33,209	\$64,478	\$40,503	\$50,988	\$33,102	\$51,800
541-020	Other Services - Billing Costs	\$143,393	\$206,658	\$117,017	\$179,418	\$94,836	\$214,556
542-010	Public Relations - General	\$78,061	\$80,089	\$91,950	\$115,725	\$26,115	\$82,900
542-020	Procurement Advertising	\$0	\$10,000	\$8,127	\$10,000	\$12,683	\$10,000
543-000	Communication Services	\$111,602	\$127,144	\$117,611	\$130,444	\$97,863	\$138,780
544-000	Freight and Postage Services	\$3,891	\$16,370	\$2,152	\$14,370	\$3,615	\$4,600
545-000	Rentals and Leases	\$80,159	\$131,075	\$65,845	\$131,075	\$47,271	\$134,100
546-000	Insurance	\$62,466	\$395,000	\$99,701	\$155,000	\$5,000	\$5,000
547-000	County Service Charge	\$2,174,298	\$2,136,510	\$2,174,298	\$2,174,298	\$1,630,724	\$2,174,298
551-000	Utility Services	\$2,730,889	\$2,862,624	\$2,425,709	\$2,863,878	\$1,812,777	\$2,863,878
560-000	Repairs and Maintenance - Water System	\$151,433	\$221,000	\$308,397	\$211,000	\$19,758	\$211,000
561-000	Repairs and Maintenance - Other than Water System	\$452,061	\$700,750	\$500,203	\$704,900	\$408,526	\$777,300
562-000	Office Supplies	\$20,307	\$22,000	\$11,901	\$22,000	\$12,755	\$22,000
563-000	Operating Supplies	\$962,750	\$1,356,300	\$884,929	\$941,800	\$653,214	\$944,220
564-000	Fuel	\$101,324	\$115,500	\$105,941	\$122,500	\$69,452	\$122,500
565-000	Bulk Water Purchase	\$1,225,770	\$1,816,176	\$1,546,547	\$1,820,176	\$855,718	\$1,820,176
570-010	Books, Publications, Subscriptions, and Memberships	\$10,807	\$32,845	\$21,328	\$70,500	\$33,472	\$27,630
570-020	Books, Publications, Subscriptions, and Memberships - Boa	\$450	\$1,095	\$300	\$1,095	\$75	\$595
571-010	Training and Development	\$72,074	\$80,880	\$38,964	\$83,600	\$36,242	\$85,650
572-010	Travel and Per Diem	\$46,443	\$106,610	\$47,076	\$55,660	\$0	\$59,900
572-020	Travel and Per Diem - Board	\$6,139	\$20,970	\$0	\$0	\$0	\$7,280
573-010	Meeting Expense	\$8,683	\$37,290	\$13,067	\$20,927	\$1,161	\$22,200
573-020	Meeting Expense - Board	\$7,609	\$9,952	\$1,037	\$0	\$75	\$2,000

Operating Expense Summary

		FY 2018 - 2019 Actual	FY 2019-2020 Budget	FY 2019 - 2020 Actual	FY 2020-2021 Budget	FY 2020 - 2021 YTD Actual Exp. - As of 3/31/21	FY 2021-2022 Proposed Budget
OPERATING EXPENSES							
582-000	Interest Expense	\$3,139,065	\$3,268,048	\$2,126,288	\$3,067,232	\$2,239,090	\$2,860,863
Water Utility Fund - Bond and Loan Proceeds and Repayment		\$4,883,749	\$5,017,034	\$5,031,869	\$5,160,541	\$4,704,260	\$5,170,095
682-000	Debt Principal Repayment	\$4,883,749	\$5,017,034	\$5,031,869	\$5,160,541	\$4,704,260	\$5,170,095
Water Utility Fund - Non Budgetary Operating Expenses		\$6,906,633	\$8,014,750	\$7,232,012	\$7,252,653	\$5,403,816	\$7,942,735
580-000	Depreciation	\$6,153,980	\$7,314,750	\$7,000,563	\$6,500,000	\$5,226,668	\$7,190,082
581-000	Amortization	\$752,653	\$700,000	\$231,449	\$752,653	\$177,148	\$752,653
580-000	Inflows/Outflows	-\$41,932	-\$41,932	-\$41,932	-\$41,932	-\$31,449	-\$41,932

Items 601, 602 and 682 are balance sheet items that are tracked as revenues and expenses for convenience during the year.

Operating Expense Detail

		FY 2018-2019 Actual	FY 2019 - 2020 Actual	FY 2020-2021 Budget	FY 2020 - 2021 as of 3/31/21 Actual	FY 2021-2022 Proposed Budget
OPERATING EXPENSES (Detail)						
Water Utility Fund Operating Expenses		\$22,640,351	\$25,837,255	\$27,689,418	\$17,099,146	\$29,407,362
510-010	Salaries and Wages (includes compensated annual leaves and comp time.)	\$5,329,149	\$5,724,655	\$6,394,682	\$4,126,035	\$7,552,596
10-01-10-510-010	WU - Admin - Admin - Salaries and Wages	\$655,545	\$670,639	\$667,182	\$476,067	\$1,118,350
10-02-10-510-010	WU - IT - Admin - Salaries and Wages	\$193,677	\$106,481	\$206,503	\$25,097	\$237,312
10-10-40-510-010	WU - Qual - Purification - Salaries and Wages	\$235,476	\$247,436	\$254,442	\$171,333	\$250,080
10-20-10-510-010	WU - Eng - Admin - Salaries and Wages	\$195,246	\$244,196	\$219,011	\$143,853	\$316,296
10-21-10-510-010	WU - Const - Admin - Salaries and Wages	\$364,817	\$466,552	\$477,881	\$328,372	\$571,188
10-22-10-510-010	WU - Plan - Admin - Salaries and Wages	\$462,861	\$475,072	\$468,708	\$207,098	\$536,952
10-30-20-510-010	WU - Bill - Collection - Salaries and Wages	\$458,705	\$430,675	\$544,666	\$348,134	\$532,668
10-31-10-510-010	WU - Acctg - Admin - Salaries and Wages	\$454,216	\$486,956	\$622,746	\$337,359	\$607,512
10-40-30-510-010	WU - Ops - Source - Salaries and Wages	\$301,732	\$396,387	\$464,124	\$333,641	\$534,696
10-40-40-510-010	WU - Ops - Purification - Salaries and Wages	\$143,360	\$172,497	\$227,005	\$145,392	\$284,034
10-40-50-510-010	WU - Ops - PowerAndPump - Salaries and Wages	\$187,056	\$195,718	\$197,017	\$150,044	\$201,793
10-40-60-510-010	WU - Ops - TandD - Salaries and Wages	\$1,676,459	\$1,832,047	\$2,045,398	\$1,459,646	\$2,361,715
510-020	Temporary Assignment	\$86,571	\$88,898	\$60,500	\$60,863	\$60,500
10-01-10-510-020	WU - Admin - Admin - Temporary Assignment	\$9,395	\$4,882	\$2,000	\$3,830	\$2,000
10-02-10-510-020	WU - IT - Admin - Temporary Assignment	\$2,365	\$19,423	\$500	\$2,890	\$500
10-10-40-510-020	WU - Qual - Purification - Temporary Assignment	\$1,105	\$1,058	\$1,500	\$19	\$1,500
10-20-10-510-020	WU - Eng - Admin - Temporary Assignment	\$6,705	\$1,106	\$1,000	\$867	\$1,000
10-21-10-510-020	WU - Const - Admin - Temporary Assignment	\$0	\$0	\$2,000	\$1,177	\$2,000
10-22-10-510-020	WU - Plan - Admin - Temporary Assignment	\$5,646	\$4,491	\$5,000	\$8,629	\$5,000
10-30-20-510-020	WU - Bill - Collection - Temporary Assignment	\$5,554	\$10,871	\$5,000	\$3,598	\$5,000
10-31-10-510-020	WU - Acctg - Admin - temporary Assignment	\$9,090	\$7,317	\$10,000	\$7,400	\$10,000
10-40-30-510-020	WU - Ops - Source - Temporary Assignment	\$6,506	\$2,899	\$3,000	\$1,303	\$3,000
10-40-40-510-020	WU - Ops - Purification - Temporary Assignment	\$2,089	\$4,914	\$1,500	\$291	\$1,500
10-40-50-510-020	WU - Ops - PowerAndPump - Temporary Assignment	\$5,770	\$4,235	\$4,000	\$6,144	\$4,000
10-40-60-510-020	WU - Ops - TandD -Temporary Assignment	\$32,346	\$27,703	\$25,000	\$24,715	\$25,000
510-030	Overtime	\$497,658	\$554,465	\$477,000	\$463,679	\$477,000
10-01-10-510-030	WU - Admin - Admin - Overtime	\$24,219	\$29,160	\$30,000	\$12,443	\$30,000
10-02-10-510-030	WU - IT - Admin - Overtime	\$33,358	\$25,170	\$30,000	\$621	\$30,000
10-10-40-510-030	WU - Qual - Purification - Overtime	\$207	\$3,759	\$3,000	\$750	\$3,000
10-20-10-510-030	WU - Eng - Admin - Overtime	\$8,088	\$4,675	\$10,000	\$4,853	\$10,000
10-21-10-510-030	WU - Const - Admin - Overtime	\$10,832	\$4,274	\$15,000	\$992	\$15,000
10-22-10-510-030	WU - Plan - Admin - Overtime	\$12,016	\$71,189	\$15,000	\$87,076	\$15,000
10-30-20-510-030	WU - Bill - Collection - Overtime	\$65,850	\$44,120	\$60,000	\$9,137	\$60,000
10-31-10-510-030	WU - Acctg - Admin - Overtime	\$49,116	\$62,251	\$60,000	\$46,995	\$60,000

Operating Expense Detail

		FY 2018-2019 Actual	FY 2019 - 2020 Actual	FY 2020-2021 Budget	FY 2020 - 2021 as of 3/31/21 Actual	FY 2021-2022 Proposed Budget
OPERATING EXPENSES (Detail)						
10-40-30-510-030	WU - Ops - Source - Overtime	\$3,711	\$4,834	\$6,000	\$13,793	\$6,000
10-40-40-510-030	WU - Ops - Purification - Overtime	\$35,655	\$36,978	\$30,000	\$20,742	\$30,000
10-40-50-510-030	WU - Ops - PowerAndPump - Overtime	\$15,224	\$18,525	\$8,000	\$12,390	\$8,000
10-40-60-510-030	WU - Ops - TandD - Overtime	\$239,383	\$249,530	\$210,000	\$253,889	\$210,000
510-040	Standby Pay	\$192,126	\$206,280	\$195,000	\$159,416	\$195,000
10-40-30-510-040	WU - Ops - Source - Standby Pay				\$4,078	
10-40-40-510-040	WU - Ops - Purification - Standby Pay	\$8,338	\$8,731	\$10,000	\$7,486	\$10,000
10-40-50-510-040	WU - Ops - PowerAndPump - Standby Pay	\$0	\$0	\$0	\$0	\$0
10-40-60-510-040	WU - Ops - TandD - Standby Pay		\$197,549	\$185,000	\$147,853	\$185,000
520-040	Vacation & Compensatory Time Payout	\$21,812	\$32,014	\$100,000	\$0	\$100,000
10-01-10-520-040	WU - Admin - Admin - Vacation Payout	\$21,812	\$32,014	\$90,000	\$0	\$90,000
10-01-10-520-040	WU - Admin - Admin - Compensatory Time Payout	\$0	\$0	\$10,000	\$0	\$10,000
530-010	FICA Taxes	\$447,135	\$460,511	\$552,879	\$370,292	\$641,460
10-01-10-530-010	WU - Admin - Admin - FICA	\$49,371	\$45,581	\$61,137	\$34,954	\$95,652
10-02-10-530-010	WU - IT - Admin - FICA	\$20,666	\$11,791	\$18,131	\$2,884	\$20,488
10-10-40-530-010	WU - Qual - Purification - FICA	\$17,640	\$17,925	\$19,809	\$14,847	\$19,475
10-20-10-530-010	WU - Eng - Admin - FICA	\$15,553	\$18,030	\$17,596	\$12,978	\$25,038
10-21-10-530-010	WU - Const - Admin - FICA	\$27,352	\$32,605	\$37,858	\$25,404	\$44,996
10-22-10-530-010	WU - Plan - Admin - FICA	\$33,338	\$39,807	\$37,386	\$24,195	\$42,607
10-30-20-530-010	WU - Bill - Collection - FICA	\$39,089	\$31,979	\$46,639	\$29,925	\$45,722
10-31-10-530-010	WU - Acctg - Admin - FICA	\$39,291	\$39,100	\$52,995	\$30,617	\$51,830
10-40-30-530-010	WU - Ops - Source - FICA	\$22,091	\$28,196	\$36,194	\$25,485	\$41,593
10-40-40-530-010	WU - Ops - Purification - FICA	\$14,514	\$16,711	\$20,541	\$12,966	\$24,903
10-40-50-530-010	WU - Ops - PowerAndPump - FICA	\$14,807	\$15,718	\$15,990	\$12,226	\$16,355
10-40-60-530-010	WU - Ops - TandD - FICA	\$153,423	\$163,067	\$188,603	\$143,811	\$212,801
530-020	Retirement Contributions	\$1,108,853	\$4,136,843	\$1,723,724	\$1,139,703	\$2,001,623
10-01-10-530-020	WU - Admin - Admin - Retirement Contributions	\$124,236	\$414,583	\$181,004	\$110,695	\$289,284
10-02-10-530-020	WU - IT - Admin - Retirement Contributions	\$45,213	\$90,215	\$56,881	\$8,183	\$64,275
10-10-40-530-020	WU - Qual - Purification - Retirement Contributions	\$44,593	\$165,329	\$62,146	\$47,348	\$61,099
10-20-10-530-020	WU - Eng - Admin - Retirement Contributions	\$39,532	\$161,832	\$55,203	\$41,407	\$78,551
10-21-10-530-020	WU - Const - Admin - Retirement Contributions	\$69,885	\$304,848	\$118,771	\$81,806	\$141,165
10-22-10-530-020	WU - Plan - Admin - Retirement Contributions	\$89,626	\$366,997	\$117,290	\$81,050	\$133,668
10-30-20-530-020	WU - Bill - Collection - Retirement Contributions	\$97,206	\$307,558	\$146,320	\$97,852	\$143,440
10-31-10-530-020	WU - Acctg - Admin - Retirement Contributions	\$93,877	\$357,868	\$166,259	\$96,951	\$162,603
10-40-30-530-020	WU - Ops - Source - Retirement Contributions	\$58,380	\$270,995	\$113,550	\$84,244	\$130,487
10-40-40-530-020	WU - Ops - Purification - Retirement Contributions	\$38,743	\$153,525	\$64,441	\$38,449	\$78,128
10-40-50-530-020	WU - Ops - PowerAndPump - Retirement Contributions	\$38,375	\$149,447	\$50,164	\$39,963	\$51,310

Operating Expense Detail

		FY 2018-2019 Actual	FY 2019 - 2020 Actual	FY 2020-2021 Budget	FY 2020 - 2021 as of 3/31/21 Actual	FY 2021-2022 Proposed Budget
OPERATING EXPENSES (Detail)						
10-40-60-530-020	WU - Ops - TandD - Retirement Contributions	\$369,187	\$1,393,647	\$591,696	\$411,754	\$667,611
530-030	Life and Health Insurance	\$517,237	\$530,772	\$643,445	\$426,536	\$694,007
10-01-10-530-030	WU - Admin - Admin - Life and Health Insurance	\$53,981	\$50,091	\$55,213	\$34,201	\$71,794
10-02-10-530-030	WU - IT - Admin - Life and Health Insurance	\$16,226	\$14,452	\$23,145	\$4,054	\$16,052
10-10-40-530-030	WU - Qual - Purification - Life and Health Insurance	\$10,508	\$11,099	\$10,940	\$8,517	\$11,232
10-20-10-530-030	WU - Eng - Admin - Life and Health Insurance	\$16,851	\$19,423	\$20,034	\$12,719	\$28,477
10-21-10-530-030	WU - Const - Admin - Life and Health Insurance	\$36,660	\$43,482	\$54,910	\$35,284	\$43,262
10-22-10-530-030	WU - Plan - Admin - Life and Health Insurance	\$55,763	\$53,012	\$67,261	\$30,081	\$64,083
10-30-20-530-030	WU - Bill - Collection - Life and Health Insurance	\$44,203	\$41,308	\$61,712	\$35,692	\$50,161
10-31-10-530-030	WU - Acctg - Admin - Life and Health Insurance	\$40,366	\$42,397	\$49,379	\$36,430	\$61,451
10-40-30-530-030	WU - Ops - Source - Life and Health Insurance	\$30,314	\$31,001	\$30,902	\$30,475	\$48,463
10-40-40-530-030	WU - Ops - Purification - Life and Health Insurance	\$9,186	\$9,346	\$20,034	\$6,460	\$13,890
10-40-50-530-030	WU - Ops - PowerAndPump - Life and Health Insurance	\$18,333	\$19,354	\$19,184	\$14,882	\$19,694
10-40-60-530-030	WU - Ops - TandD - Life and Health Insurance	\$184,846	\$195,808	\$230,730	\$177,740	\$265,448
530-040	Workers Compensation	\$0	\$0	\$0	\$0	\$0
530-050	Unemployment Compensation	\$0	\$0	\$0	\$0	\$0
530-060	Post-Employment Benefits (OPEB)	\$1,223,378	\$1,041,000	\$1,077,000	\$1,012,610	\$1,143,000
10-01-10-530-060	WU - Admin - Admin - OPEB	\$134,576	\$121,952	\$112,368	\$116,836	\$169,250
10-02-10-530-060	WU - IT - Admin - OPEB	\$48,458	\$19,363	\$34,779	\$6,159	\$35,914
10-10-40-530-060	WU - Qual - Purification - OPEB	\$47,644	\$44,995	\$42,853	\$42,048	\$37,847
10-20-10-530-060	WU - Eng - Admin - OPEB	\$42,234	\$44,406	\$36,886	\$35,304	\$47,868
10-21-10-530-060	WU - Const - Admin - OPEB	\$75,284	\$84,840	\$80,485	\$80,589	\$86,443
10-22-10-530-060	WU - Plan - Admin - OPEB	\$95,758	\$86,389	\$78,940	\$50,826	\$81,262
10-30-20-530-060	WU - Bill - Collection - OPEB	\$106,848	\$78,316	\$91,733	\$85,439	\$80,613
10-31-10-530-060	WU - Acctg - Admin - OPEB	\$102,064	\$88,551	\$104,884	\$82,795	\$91,940
10-40-30-530-060	WU - Ops - Source - OPEB	\$62,815	\$72,081	\$78,168	\$81,882	\$80,920
10-40-40-530-060	WU - Ops - Purification - OPEB	\$41,476	\$31,368	\$38,232	\$35,682	\$42,985
10-40-50-530-060	WU - Ops - PowerAndPump - OPEB	\$41,478	\$35,590	\$33,182	\$36,824	\$30,539
10-40-60-530-060	WU - Ops - TandD - OPEB	\$424,743	\$333,149	\$344,488	\$358,226	\$357,419
540-010	Professional Services - General	\$1,534,881	\$2,243,026	\$3,411,801	\$1,174,488	\$3,792,150
10-01-10-540-010	WU - Admin - Admin - Professional Services - General	\$135,925	\$199,852	\$383,800	\$63,320	\$305,300
10-02-10-540-010	WU - IT - Admin - Professional Services - General	\$95,363	\$526,502	\$60,000	\$440,150	\$70,000
10-10-40-540-010	WU - Qual - Purification - Professional Services - General	\$61,812	\$103,957	\$36,400	\$27,271	\$45,250
10-20-10-540-010	WU - Eng - Admin - Professional Services - General	\$296,451	\$445,056	\$615,000	\$240,789	\$245,000
10-21-10-540-010	WU - Const - Admin - Professional Services - General	\$625,038	\$530,630	\$50,000	\$283,078	\$1,000,000
10-22-10-540-010	WU - Plan - Admin - Professional Services - General	\$237,171	\$430,041	\$1,785,000	\$112,480	\$1,635,000
10-30-20-540-010	WU - Bill - Collection - Professional Services - General	\$56,245	\$0	\$100,000	\$0	\$0

Operating Expense Detail

		FY 2018-2019 Actual	FY 2019 - 2020 Actual	FY 2020-2021 Budget	FY 2020 - 2021 as of 3/31/21 Actual	FY 2021-2022 Proposed Budget
OPERATING EXPENSES (Detail)						
10-31-10-540-010	WU - Acctg - Admin - Professional Services - General	\$56,877	\$6,988	\$381,600	\$7,400	\$241,600
10-40-60-540-010	WU - Ops - TandD - Professional Services - General	\$0	\$0	\$1	\$0	\$250,000
540-020	Professional Services - Accounting and Auditing	\$58,668	\$69,900	\$106,800	\$72,000	\$106,800
10-31-10-540-020	WU - Acctg - Admin - Professional Services - Accounting and Auditing	\$58,668	\$69,900	\$106,800	\$72,000	\$106,800
541-010	Other Services	\$33,209	\$40,503	\$50,988	\$33,102	\$51,800
10-01-10-541-010	WU - Admin - Admin - Other Services	\$1,966	\$10,834	\$1,188	\$964	\$1,500
10-30-20-541-010	WU - Bill - Collection - Other Services	\$20,918	\$15,083	\$26,700	\$15,788	\$26,700
10-31-10-541-010	WU - Acctg - Admin - Other Services	\$10,031	\$13,924	\$21,600	\$16,056	\$21,600
10-40-60-541-010	WU - Ops - TandD - Other Services	\$294	\$662	\$1,500	\$294	\$2,000
541-020	Billing Costs	\$143,393	\$117,017	\$179,418	\$94,836	\$214,556
10-30-20-541-020	WU - Bill - Collection - Billing Costs	\$143,393	\$117,017	\$179,418	\$94,836	\$214,556
542-010	Public Relations - General	\$78,061	\$91,950	\$115,725	\$26,115	\$82,900
10-01-10-542-010	WU - Admin - Admin - Public Relations - General	\$78,061	\$91,950	\$115,725	\$26,115	\$82,900
542-020	Procurement Advertising	\$0	\$8,127	\$10,000	\$12,683	\$10,000
10-01-10-542-020	WU - Admin - Admin - Procurement Advertising	\$0	\$8,127	\$10,000	\$12,683	\$10,000
543-000	Communication Services	\$111,602	\$117,611	\$130,444	\$97,863	\$138,780
10-02-10-543-000	WU - IT - Admin - Communication Services	\$76,667	\$74,341	\$83,360	\$81,085	\$91,696
10-02-50-543-000	WU - IT - PowerAndPump - Communication Services	\$34,720	\$43,270	\$47,084	\$16,727	\$47,084
10-40-50-543-000	WU - Ops - PowerAndPump - Communication Services	\$215	\$0	\$0	\$51	\$0
544-000	Freight and Postage	\$3,891	\$2,152	\$14,370	\$3,615	\$4,600
10-01-10-544-000	WU - Admin - Admin - Freight and Postage	\$2,113	\$1,412	\$12,870	\$2,070	\$3,100
10-02-10-544-000	WU - IT - Admin - Freight and Postage	\$5	\$0	\$0	\$1,000	\$0
10-10-40-544-000	WU - Qual - Purification - Freight and Postage	\$1,772	\$740	\$1,500	\$545	\$1,500
545-000	Rentals and Leases	\$80,159	\$65,845	\$131,075	\$47,271	\$134,100
10-01-10-545-000	WU - Admin - Admin - Rentals and Leases	\$20,594	\$21,171	\$50,900	\$17,204	\$50,900
10-02-10-545-000	WU - IT - Admin - Rentals and Leases	\$20,661	\$22,380	\$30,175	\$5,329	\$33,200
10-40-60-545-000	WU - Ops - TandD - Rentals and Leases	\$38,903	\$22,294	\$50,000	\$24,738	\$50,000
546-000	Insurance	\$62,466	\$99,701	\$155,000	\$5,000	\$5,000
10-01-10-546-000	WU - Admin - Admin - Insurance	\$62,466	\$99,701	\$155,000	\$5,000	\$5,000
547-000	County Service Charge	\$2,174,298	\$2,174,298	\$2,174,298	\$1,630,724	\$2,174,298
10-00-10-547-000	WU - County Service Charge	\$2,174,298	\$2,174,298	\$2,174,298	\$1,630,724	\$2,174,298
551-000	Utility Services	\$2,730,889	\$2,425,709	\$2,863,878	\$1,812,777	\$2,863,878
10-01-10-551-000	WU - Admin - Admin - Utility Services	\$174,681	\$114,165	\$163,878	\$107,247	\$163,878
10-40-50-551-000	WU - Ops - PowerAndPump - Utility Services	\$2,556,208	\$2,311,544	\$2,700,000	\$1,705,531	\$2,700,000
560-000	Repairs and Maintenance - Water System	\$151,433	\$308,397	\$211,000	\$19,758	\$211,000
10-40-50-501-000	W/U - Ops - Powerand Pump - Emergency Repairs	\$18,987	\$1,641	\$0	\$0	\$0
10-40-50-560-000	WU - Ops - Source - Repairs and Maintenance - Water System	\$40,658	\$57,480	\$40,000	\$10,867	\$40,000

Operating Expense Detail

		FY 2018-2019 Actual	FY 2019 - 2020 Actual	FY 2020-2021 Budget	FY 2020 - 2021 as of 3/31/21 Actual	FY 2021-2022 Proposed Budget
OPERATING EXPENSES (Detail)						
10-40-60-560-000	WU - Ops - TandD - Repairs and Maintenance - Water System	\$110,775	\$249,276	\$171,000	\$8,891	\$171,000
561-000	Repairs and Maintenance - Other than Water System	\$452,061	\$500,203	\$704,900	\$408,526	\$777,300
10-01-10-561-000	WU - Admin - Admin - Repairs and Maintenance - Other than Water System	\$18,987	\$1,641	\$0	\$10,330	\$0
10-02-10-561-000	WU - IT - Admin - Repairs and Maintenance - Other than Water System	\$355,365	\$386,466	\$90,700	\$223,629	\$547,100
10-10-40-561-000	WU - Qual - Purification - Repairs and Maintenance - Other than Water System	\$3,796	\$3,624	\$4,000	\$7,416	\$4,000
10-21-40-561-000	WU - Const - Admin - Repairs and Maintenance - Other than Water System	\$0	\$0	\$40,000	\$29,400	\$0
10-22-10-561-000	WU - Plan - Admin - Repairs and Maintenance - Other than Water System	\$0	\$0	\$6,500	\$0	\$0
10-30-20-561-000	WU - Bill-Collection - Repairs and Maintenance - Other than Water System	\$0	\$0	\$280,000	\$0	\$0
10-31-10-561-000	WU - Acctg - Admin - Repairs and Maintenance - Other than Water System	\$0	\$0	\$13,700	\$0	\$0
10-40-60-561-000	WU - Ops - TandD - Repairs and Maintenance - Other than Water System	\$73,912	\$108,472	\$270,000	\$137,751	\$226,200
562-000	Office Supplies	\$20,307	\$11,901	\$22,000	\$12,755	\$22,000
10-31-10-562-000	WU - Accounting - Admin - Office Supplies	\$20,307	\$11,901	\$22,000	\$12,755	\$22,000
563-000	Operating Supplies	\$962,750	\$884,929	\$941,800	\$653,214	\$944,220
10-01-10-563-000	WU - Admin - Admin - Operating Supplies	\$3,651	\$5,905	\$5,000	\$4,202	\$5,000
10-02-10-563-000	WU - IT - Admin - Operating Supplies	\$58,465	\$32,279	\$61,000	\$42,649	\$58,000
10-10-40-563-000	WU - Qual - Purification - Operating Supplies	\$24,910	\$13,225	\$18,000	\$6,508	\$15,000
10-20-10-563-000	WU - Eng - Admin - Operating Supplies	\$147	\$0	\$300	\$0	\$300
10-21-10-563-000	WU - Const - Admin - Operating Supplies	\$5,243	\$1,637	\$4,500	\$1,529	\$4,500
10-22-10-563-000	WU - Plan - Admin - Operating Supplies	\$332	\$162	\$500	\$2,453	\$1,000
10-30-20-563-000	WU - Bill - Collection - Operating Supplies	\$2,688	\$4,323	\$4,500	\$3,630	\$4,500
10-31-10-563-000	WU - Acctg - Admin - Operating Supplies	\$2,184	\$992	\$6,000	\$730	\$3,000
10-40-30-563-000	WU - Ops - Source - Operating Supplies	\$52,877	\$86,811	\$60,000	\$19,514	\$60,000
10-40-40-563-000	WU - Ops - Purification - Operating Supplies	\$115,070	\$98,154	\$91,000	\$51,516	\$101,920
10-40-50-563-000	WU - Ops - PowerAndPump - Operating Supplies	\$53,144	\$69,278	\$35,000	\$28,429	\$35,000
10-40-60-563-000	WU - Ops - TandD - Operating Supplies	\$590,894	\$560,290	\$255,000	\$259,754	\$255,000
10-40-50-563-010	WU - Ops - PowerAndPump - Operating Supplies - Invty. Stock	\$53,144	\$11,873	\$15,000	\$15,149	\$15,000
10-40-60-563-010	WU - Ops - TandD - Operating Supplie - Invty. Stock	\$0	\$0	\$386,000	\$217,151	\$386,000
564-000	Fuel	\$101,324	\$105,941	\$122,500	\$69,452	\$122,500
10-40-60-564-000	WU - Ops - TandD - Fuel	\$101,324	\$105,941	\$122,500	\$69,452	\$122,500
565-000	Bulk Water Purchase	\$1,225,770	\$1,546,547	\$1,820,176	\$855,718	\$1,820,176
10-40-30-565-000	WU - Ops - Source - Bulk Water Purchase (Reclass)	\$1,225,770	\$1,546,547	\$1,820,176	\$855,718	\$1,820,176
570-010	Books, Publications, Subscriptions, and Memberships	\$10,807	\$21,328	\$70,500	\$33,472	\$27,630
10-01-10-570-010	WU - Admin - Admin - Books, Publications, Subscriptions, and Memberships	\$9,237	\$19,441	\$25,240	\$20,458	\$21,270
10-02-10-570-010	WU - IT - Admin - Books, Publications, Subscriptions, and Memberships	\$318	\$962	\$39,200	\$12,178	\$500
10-10-40-570-010	WU - Qual - Purification - Books, Publications, Subscriptions, and Memberships	\$0	\$0	\$0	\$0	\$0
10-20-10-570-010	WU - Eng - Admin - Books, Publications, Subscriptions, and Memberships	\$0	\$0	\$0	\$0	\$0
10-21-10-570-010	WU - Const - Admin - Books, Publications, Subscriptions, and Memberships	\$1,052	\$775	\$1,550	\$685	\$850

Operating Expense Detail

		FY 2018-2019 Actual	FY 2019 - 2020 Actual	FY 2020-2021 Budget	FY 2020 - 2021 as of 3/31/21 Actual	FY 2021-2022 Proposed Budget
OPERATING EXPENSES (Detail)						
10-22-10-570-010	WU - WRP - Admin - Books, Publications, Subscriptions, and Memberships	\$0	\$0	\$3,400	\$0	\$3,900
10-30-20-570-010	WU - Bill - Collection - Books, Publications, Subscriptions, and Memberships	\$0	\$0	\$350	\$0	\$350
10-31-10-570-010	WU - Acctg - Admin - Books, Publications, Subscriptions, and Memberships	\$200	\$150	\$760	\$150	\$760
570-020	Books, Publications, Subscriptions, and Memberships - Board	\$450	\$300	\$1,095	\$75	\$595
10-01-10-570-020	WU - Admin - Admin - Books, Publications, Subscriptions, and Memberships - E	\$450	\$300	\$1,095	\$75	\$595
571-010	Training and Development	\$72,074	\$38,964	\$83,600	\$36,242	\$85,650
10-01-10-571-010	WU - Admin - Admin - Training and Development	\$33,039	\$11,933	\$23,500	\$1,229	\$26,500
10-02-10-571-010	WU - IT - Admin - Training and Development	\$2,615	\$1,806	\$2,000	\$0	\$2,000
10-10-40-571-010	WU - Qual - Purification - Training and Development	\$0	\$60	\$1,600	\$0	\$1,600
10-20-10-571-010	WU - Eng - Admin - Training and Development	\$375	\$375	\$500	\$0	\$500
10-21-10-571-010	WU - Const - Admin - Training and Development	\$1,285	\$1,639	\$6,250	\$0	\$3,300
10-22-10-571-010	WU - Plan - Admin - Training and Development	\$11,050	\$1,100	\$16,000	\$18,653	\$18,000
10-30-20-571-010	WU - Bill - Collection - Training and Development	\$550	\$0	\$3,000	\$0	\$3,000
10-31-10-571-010	WU - Acctg - Admin - Training and Development	\$1,075	\$187	\$5,750	\$1,790	\$5,750
10-40-60-571-010	WU - Ops - TandD - Training and Development	\$22,085	\$21,864	\$25,000	\$14,570	\$25,000
572-010	Travel and Per Diem	\$46,443	\$47,076	\$55,660	\$0	\$59,900
10-01-10-572-010	WU - Admin - Admin - Travel and Per Diem	\$26,873	\$31,341	\$55,660	\$0	\$59,900
10-02-10-572-010	WU - IT - Admin - Travel and Per Diem	\$0	\$0	\$0	\$0	\$0
10-20-10-572-010	WU - Eng - Admin - Travel and Per Diem	\$0	\$225	\$0	\$0	\$0
10-21-10-572-010	WU - Const - Admin - Travel and Per Diem	\$0	\$2,195	\$0	\$0	\$0
10-22-10-572-010	WU - Plan - Admin - Travel and Per Diem	\$7,547	\$5,888	\$0	\$0	\$0
10-30-20-572-010	WU - Bill - Collection - Travel and Per Diem	\$1,365	\$1,809	\$0	\$0	\$0
10-31-10-572-010	WU - Acc - Admin - Travel and Per Diem	\$3,675	\$212	\$0	\$0	\$0
10-40-60-572-010	WU - Ops - TandD - Travel and Per Diem	\$6,983	\$5,406	\$0	\$0	\$0
572-020	Travel and Per Diem - Board	\$6,139	\$0	\$0	\$0	\$7,280
10-01-10-572-020	WU - Admin - Admin - Travel and Per Diem - Board	\$6,139	\$0	\$0	\$0	\$7,280
573-010	Meeting Expense	\$8,683	\$13,067	\$20,927	\$1,161	\$22,200
10-01-10-573-010	WU - Admin - Admin - Meeting Expense	\$4,158	\$8,987	\$19,877	\$1,161	\$17,500
10-02-10-573-010	WU - IT - Admin - Meeting Expense	\$0	\$0	\$0	\$0	\$0
10-20-10-573-010	WU - Eng - Admin - Meeting Expense	\$0	\$0	\$1,050	\$0	\$200
10-21-10-573-010	WU - Const - Admin - Meeting Expense	\$0	\$2,200	\$0	\$0	\$0
10-22-10-573-010	WU - WRP - Admin - Meeting Expense	\$0	\$880	\$0	\$0	\$4,500
10-30-20-573-010	WU - Bill - Collection - Meeting Expense	\$0	\$0	\$0	\$0	\$0
10-31-10-573-010	WU - Acctg - Admin - Meeting Expense	\$0	\$0	\$0	\$0	\$0
10-40-60-573-010	WU - Ops - TandD - Meeting Expense	\$4,525	\$1,000	\$0	\$0	\$0
573-020	Meeting Expense - Board	\$7,609	\$1,037	\$0	\$75	\$2,000
10-01-10-573-020	WU - Admin - Admin - Meeting Expense - Board	\$7,609	\$1,037	\$0	\$75	\$2,000

Operating Expense Detail

		FY 2018-2019 Actual	FY 2019 - 2020 Actual	FY 2020-2021 Budget	FY 2020 - 2021 as of 3/31/21 Actual	FY 2021-2022 Proposed Budget
OPERATING EXPENSES (Detail)						
582-000	Interest Expense	\$3,139,065	\$2,126,288	\$3,067,232	\$2,239,090	\$2,860,863
10-00-00-582-000	WU - Interest Expense	\$3,139,065	\$2,126,288	\$3,067,232	\$2,239,090	\$2,860,863
Water Utility Fund Bond and Loan Repayment		\$4,883,749	\$5,031,869	\$5,160,541	\$4,704,260	\$5,170,095
682-000	Debt Principal Repayment	\$4,883,749	\$5,031,869	\$5,160,541	\$4,704,260	\$5,170,095
10-00-00-682-000	WU - Debt Principal Repayment	\$4,883,749	\$5,031,869	\$5,160,541	\$4,704,260	\$5,170,095
Water Utility Fund - Non Cash Operating Expenses		\$6,864,701	\$7,190,080	\$7,210,721	\$5,372,367	\$7,900,803
10-00-90-580-000	WU - Depreciation - Depreciation	\$6,153,980	\$7,000,563	\$6,500,000	\$5,226,668	\$7,190,082
10-00-90-581-000	WU - Depreciation - Amortization	\$752,653	\$231,449	\$752,653	\$177,148	\$752,653
10-00-90-582-000	WU - Bond Inflows & Outflows	-\$41,932	-\$41,932	-\$41,932	-\$31,449	-\$41,932

New Capital Outlay

		FY 2018- 2019 Actual	FY 2019 - 2020 Budget	FY 2019- 2020 Actual	FY 2020- 2021 Budget	FY 2020- 2021 Actual as of 3/31/21	Proposed Budget FY 2021- 2022
CAPITAL Outlay (New Appropriations)		\$1,323,821	\$2,168,000	\$799,458	\$1,280,502	\$809,119	\$1,716,500
Water Utility Fund (Misc. Capital Purchases - Replacement)		\$793,324	\$1,165,000	\$675,928	\$1,092,302	\$382,681	\$646,500
10-01-00-604-999	WU-Admin-RandR Capital Purchases	\$0	\$0	\$0	\$0	\$0	\$0
10-02-00-604-999	WU-IT-RandR Capital Purchases	\$46,114	\$815,000	\$126,578	\$112,302	\$65,449	\$179,000
10-10-40-604-999	WU-Qual-Purification-RandR Capital Purchases	\$0	\$0	\$35,695	\$40,000	\$0	\$0
10-20-00-604-999	WU-Eng/Admin/Capital Purchases					\$4,233	\$8,000
10-21-00-604-999	WU-Const/Admin/Capital Purchases	\$100	\$10,000	\$0	\$10,000	\$0	\$10,000
10-30-00-604-999	WU-Fiscal-RandR Capital Purchases	\$24,514	\$0	\$0	\$159,000	\$8,559	\$50,000
10-40-00-604-999	WU-Ops-RandR Capital Purchases	\$722,596	\$340,000	\$513,655	\$771,000	\$304,441	\$399,500
Water Utility Fund (Misc. Capital Purchases - New)		\$530,497	\$1,003,000	\$123,530	\$188,200	\$426,437	\$1,070,000
10-01-00-605-999	WU-Admin-RandR Capital Purchases	\$0	\$0	\$0	\$0	\$0	\$0
10-02-00-605-999	WU-IT-Expansion Capital Purchases	\$0	\$425,000	\$32,499	\$160,000	\$86,124	\$120,000
10-10-40-605-999	WU-Qual-Expansion Capital Purchases	\$0	\$0	\$0	\$0	\$0	\$0
10-21-00-605-999	WU-Const/Admin/Capital Purchases	\$0	\$100,000	\$0	\$10,000	\$0	\$10,000
10-30-00-605-999	WU-Billing-RandR Capital Purchases	\$0	\$0	\$0	\$0	\$0	\$825,000
10-31-00-605-999	WU-Accounting-RandR Capital Purchases	\$0	\$3,000	\$0	\$0	\$0	\$0
10-40-00-605-999	WU-Ops-Expansion Capital Purchases	\$530,497	\$475,000	\$91,031	\$18,200	\$340,314	\$115,000
CAPITAL OUTLAY - CIP (New Appropriations)		\$8,372,336	\$6,530,001	\$4,114,217	\$26,626,962	\$2,749,394	\$46,510,000
Water Utility Fund (Capital Outlay - Rehabilitation & Replacement- Design)		\$119,523	\$370,000	\$166,636	\$1,425,000	\$44,476	\$0
10-20-00-604-000	WU/Eng-Permit Fees	\$3,138	\$20,000	\$0	\$10,000	\$4,112	\$0
10-20-00-604-001	WU-Eng-ALLR-KW-07 Paua Valley Tank Repair	\$16,539	\$0	\$5,618	\$85,000	\$0	\$0
10-20-00-604-006	WU-Eng-34%R-PLH-28 Hanamaulu Main (Hoohana Street)	\$0	\$0	\$0	\$0	\$0	\$0
10-20-00-604-007	WU-Eng-ALLR-WK-11a Upper Wailua Houselots Main Rpl	\$0	\$0	\$0	\$0	\$0	\$0
10-20-00-604-009	WU-Eng-ALLR-Hanapepe Stream Crossing	\$0	\$0	\$0	\$0	\$0	\$0
10-20-00-604-013	WU-Eng-ALLR-PLH-32 Rice St Kapule Intersection	\$0	\$0	\$0	\$0	\$0	\$0
10-20-00-604-120	WU-Eng-Kilauea 1.0 MG tank (RR 10%)	\$0	\$0	\$0	\$0	\$0	\$0
10-20-00-604-146	WU-Eng-Hanapepe-Eleele Connecting Pipeline HE-1 and HE-10 (RR 12%)	\$12,999	\$0	\$47,994	\$0	\$14,023	\$0
10-20-00-604-147	WU-Eng-Rehabilitate Puupilo Steel tank	\$0	\$0	\$0	\$0	\$0	\$0
10-20-00-604-148	WU-Eng-Kuhio Hwy (Hardy-Oxford) 16" Main Replace (R&R 56% of \$100K)	\$1,283	\$0	\$46,096	\$0	\$26,341	\$0
10-20-00-604-149	WU-Eng-Kuhio Hwy (N. Papalooa to Waikaea Canal) Main Replace (RR 56%)	\$0	\$0	\$0	\$0	\$0	\$0
10-20-00-604-150	WU-Eng-Makanui and Kuai Road Main Replacement (RR 37%)	\$0	\$0	\$0	\$0	\$0	\$0
10-20-00-604-151	KP-14a Koloa 6" and 12" Main Replacement plus additional area (Wailani and Waiohono)	\$0	\$0	\$0	\$0	\$0	\$0
10-20-00-604-152	WU-Eng-Hoona, Hoone, Pane Road main replacement (RR 37%)	\$0	\$0	\$0	\$0	\$0	\$0
10-20-00-604-157	WU-Kilauea Wells MCC rehab	\$85,564	\$0	\$0	\$0	\$0	\$0
10-20-00-604-160	WU-Job 18-02 Islandwide Rehabilitation of Tanks	\$0	\$0	\$66,928	\$0	\$0	\$0
10-20-00-604-162	WU-Eng-17-13 & 14, Engineering Services for Islandwide Vulnerability and Resiliency Assessment.	\$0	\$0	\$0	\$0	\$0	\$0
10-20-00-604-163	WU-Eng-ALLR-18-8 Limahuli Stream and Mānoa Stream Water Line Repairs	\$0	\$350,000	\$0	\$250,000	\$0	\$0
10-20-00-604-169	Baseyard MP Ph 1	\$0	\$0	\$0	\$1,080,000	\$0	\$0
Water Utility Fund (Capital Projects - Expansion)		\$0	\$0	\$0	\$0	\$0	\$200,000
10-20-00-605-017	18" Cane Haul Road Main						

New Capital Outlay

		FY 2018- 2019 Actual	FY 2019 - 2020 Budget	FY 2019- 2020 Actual	FY 2020- 2021 Budget	FY 2020- 2021 Actual as of 3/31/21	Proposed Budget FY 2021- 2022
10-20-00-605-xxx	Kuhio Hwy (Hardy-Oxford) 16" Main replacement (EXP 44% of \$150K)						
10-20-00-605-117	UH Experiment Station Tank - Design						\$200,000
10-20-00-605-xxx	Kilauea 1.0 MG tank (EXP 90%)						
Water Utility Fund (Capital Projects - R&R - Construction)		\$3,564,521	\$5,255,000	\$860,742	\$16,325,000	\$2,661,668	\$2,500,000
10-21-00-604-029	WU/Const/Capital Outlay/09-01, Yamada Tank, Clearwell & connecting PL	\$0	\$0	\$0	\$13,200,000	\$0	\$0
10-21-00-604-035	WU-Cns-ALLR-XX-YY, HE-14, Eleele Booster Rehab	\$1,073,665	\$0	\$0	\$0	\$0	\$0
10-21-00-604-146	WU/Cns/78%RR/15-07/HE-01,HE-10, Reorganize Wtr Sys. PL connecting Hanapepe & Eleele (6" Main Repl) Ph I (County R/W)(78%RR of \$1.9M)	\$2,490,856	\$0	\$860,742	\$0	\$2,554,127	\$0
10-21-00-604-001	Paua Valley Tank Repair	\$0	\$1,400,000	\$0	\$2,375,000	\$107,541	\$0
10-21-00-604-157	Kilauea 1&2 MCC (engineer's estimate - \$2.576M)	\$0	\$3,755,000	\$0	\$0	\$0	\$400,000
10-21-00-604-167	Kukuilono Tank Demo	\$0	\$100,000	\$0	\$750,000	\$0	\$1,100,000
10-21-00-604-XXX	Manoa Stream WL Emergency Repairs						\$500,000
10-21-00-604-XXX	Makaleha WL Emergency Repairs						\$500,000
10-21-00-604-XXX	02-06, WKK-15 - Construct Kilauea 466 Tank, 1.0MG, Puu Pane Well 3 (R&R - 10%) (Total)	\$0	\$0	\$0	\$0	\$0	\$0
Water Utility Fund (Capital Outlay - Rehabilitation & Replacement- Operations)		\$0	\$1	\$0	\$2,201,962	\$2,673,422	\$1,450,000
10-40-00-604-166	SWTP - Water Treatment Delivery Agreement with Grove Farm - R&R		\$1	\$816,226	\$2,201,962	\$2,673,422	\$0
10-40-00-604-xxx	Replace submersible pump and refurbish Wainiha Well #1						\$150,000
10-40-00-604-xxx	Offices on the second floor Microlab building						\$75,000
10-40-00-604-xxx	Replace wet barrel hydrants with dry barrel hydrants						\$25,000
10-40-00-604-xxx	Demolish Admin Bldg/Add Temp Parking Lot						\$400,000
10-40-00-604-xxx	Pump Replacement - Paua Valley						\$150,000
10-40-00-605-xxx	Work stations Operations Building						\$50,000
10-40-00-605-xxx	Satellite Operations Facility						\$600,000
Water Utility Fund (Capital Projects - Exp - Construction)		\$2,302,856	\$0	\$2,355,021	\$0	\$0	\$2,500,000
10-21-00-605-118	WU/Const/Capital Outlay/WK-39-Kapaa Homestead Well No. 4 (100% Expansion)	\$750,000	\$0	\$0	\$0	\$0	\$0
10-21-00-605-146	WU/Cns/22%EXP/15-07/HE-01,HE-10, Reorganize Wtr Sys. PL connecting Hanapepe & E	\$0	\$0	\$0	\$0	\$0	\$0
10-21-00-605-XXX	Haena 144' Tank (0.2 MG)						\$2,500,000
10-21-00-605-146	WU/Cns/100%EXP/15-07/HE-01,HE-10, Reorganize Wtr Sys. PL connecting Hanapepe & I	\$1,552,856	\$0	\$2,086,793	\$0	\$0	\$0
10-21-00-605-017	Kapaia Cane Haul Road 18" Main (98.55% Exp) \$3,241,350	\$0	\$0	\$268,228	\$0	\$0	\$0
FRC Fund (Capital Projects - Expansion - Design)		\$85,510	\$680,000	\$31,033	\$450,000	\$0	\$860,000
20-20-00-605-118	Develop Kapaa Well No. 4 site improvements (production well)	\$0	\$450,000	\$31,033	\$450,000	\$0	\$700,000
20-20-00-605-152	FRC-Eng-Hoona, Hoone, Pane Road main replacement (EXP 63%)	\$0	\$0	\$0	\$0	\$0	\$0
20-20-00-605-153	FRC-Eng-Haena 0.2 MG tank	\$85,510	\$30,000	\$0	\$0	\$0	\$0
20-20-00-605-155	FRC-Eng-Wainiha Well #4 (EXP)	\$0	\$160,000	\$0	\$0	\$0	\$160,000
20-20-00-605-168	Kalaheo System Improvements - recertify plans/permits	\$0	\$40,000	\$0	\$0	\$0	\$0
FRC Fund (Capital Projects - Expansion - Construction)		\$0	\$225,000	\$0	\$225,000	\$0	\$400,000
20-21-00-605-155	Drill & Test Kilauea Well 3 - Construction						\$400,000
20-21-00-605-161	Hanapepe River Bridge, Kaunualii Hwy. Rt. 50, HI STP SR50 (1) Project, Hanapepe, Kauai, HI	\$0	\$225,000	\$0	\$225,000	\$0	\$0
Bond Fund (Capital Projects - R&R - Construction)		\$1,623,383	\$0	\$44,514	\$0	\$0	\$0
30-21-00-604-107	BAB-Cns-ALLR-XX-YY KP-09-MCC Chlor KoloaWell16-A,E	\$1,623,383	\$0	\$44,514	\$0	\$0	\$0

New Capital Outlay

		FY 2018- 2019 Actual	FY 2019 - 2020 Budget	FY 2019- 2020 Actual	FY 2020- 2021 Budget	FY 2020- 2021 Actual as of 3/31/21	Proposed Budget FY 2021- 2022
30-21-00-604-017	BAB-Cns-Kapaia Cane Haul Road 18" main (1.45% R&R - \$3,241,350))	\$0	\$0	\$0	\$0	\$0	\$0
Bond Fund (Capital Projects: Design) R&R/Expansion		\$0	\$0	\$67,911	\$0	\$0	\$0
30-20-00-604-105	BAB-Eng-ALLR-09-01 K-01 Kalaheo 1111FT & 1222FT	\$0	\$0	\$67,911	\$0	\$0	\$0
30-20-00-605-139	BAB-Eng-ALLE-Moloaa Tank Site Acquisition	\$0	\$0	\$0	\$0	\$0	\$0
30-20-00-605-140	BAB-Eng-ALLE-Koloa Well F Land Acquisition	\$0	\$0	\$0	\$0	\$0	\$0
Bond Fund (Capital Projects - Expansion - Construction)		\$676,543	\$0	\$588,360	\$6,000,000	\$43,250	\$7,000,000
30-21-00-605-102	BAB-Cns-56%E-10-01 Ani-01b-Anini Rd WL DOW-Princvl	\$0	\$0	\$0	\$0	\$0	\$0
30-21-00-605-106	BAB-Cns-50%E-03-04 K05a-Kalaheo Tank 0.5MG 886FT	\$0	\$0	\$0	\$0	\$0	\$0
30-21-00-605-109	BAB-Cns-81%E-XX-YYLO-08LO-10-Koloa Al.-Piko, Lawai	\$0	\$0	\$0	\$0	\$0	\$0
30-21-00-605-116	BAB-Cns-ALLE-WK-08-Kapaa Homestead Tank (Ornellas)	\$0	\$0	\$0	\$0	\$0	\$4,500,000
30-21-00-605-112	BAB-Cns-60%E-11-02 PLH-01a Grove Farm Tanks 1 - 2	\$0	\$0	\$0	\$0	\$0	\$0
30-21-00-605-118	BAB-Cns-ALLE-WK-39-Kapaa Homestead Well No. 4	\$676,543	\$0	\$588,360	\$0	\$43,250	\$0
30-21-00-605-120	BAB-Cns-90%E-0206WKK15-Kilauea 466 Tnk Puu Pane W3	\$0	\$0	\$0	\$0	\$0	\$2,500,000
30-21-00-605-136	BAB-Cns-89%E-XX-YY H-05 Weke Anae Hee 6-8IN Mains	\$0	\$0	\$0	\$0	\$0	\$0
30-21-00-605-029	BAB-Cns-CO-09-01 Kalaheo 1111' & 1112' WS Improv Pkg A,B,C	\$0	\$0	\$0	\$6,000,000	\$0	\$0
30-21-00-605-017	BAB-Cns-CO-Kapaia Cane Haul Road 18" Main (98.55% Exp \$3,241,350	\$0	\$0	\$0	\$0	\$0	\$0
Grant Funds (Capital Projects - R&R - Construction)		\$0	\$0	\$0	\$0	\$0	\$17,300,000
40-21-00-604-157	Kilauea 1&2 MCC (Eng. Est. \$4.5M)				\$0		\$2,600,000
40-21-00-605-029	WU/Const/Capital Outlay/09-01, Kalaheo 1111' & 1222' Water System Improvements (Package A: 0% Yamada Tank, Package B: 34% Clearwell, Package C: 94 %Pipeline) (Total \$19.2M) Cumulative 52% R&R/48% Expansion - \$ 9,984,000				\$0		\$10,200,000
40-21-00-605-116	Grants/Const/Capital Outlay/WK-08-Kapaa Homestead 313' 1.0 MG Tank (Ornellas) (100% Exp)				\$0		\$4,500,000
SRF Fund (Capital Projects - R&R - Construction)		\$0	\$0	\$0	\$0	\$0	\$14,300,000
60-21-00-604-XXX	AMI Meter Replacement				\$0		\$10,000,000
60-21-00-604-029	WU/Const/Capital Outlay/09-01, Kalaheo 1111' & 1222' Water System Improvements (Package A: 0% Yamada Tank, Package B: 34% Clearwell, Package C: 94 %Pipeline) (Total \$19.2M) Cumulative 52% R&R/48% Expansion - \$ 9,984,000				\$0		\$4,300,000
60-21-00-604-114	SRF-Cns-ALLR-X-YY PLH-39a-Lihue Baseyard Imprvmts	\$0	\$0	\$0	\$0	\$0	\$0

REVENUES - REVISED WORKSHEETS

Account	Description	FY 2018-2019 Actual	FY 2019-2020 Actual	FY 2020-2021 Budget	FY 2020-2021 Actual	FY 2021-2022 Projected Revenues (option 1)	FY 2021-2022 Projected Revenues (option 2)	FY 2021-2022 Estimated Revenues (option 3)
Water Utility Fund		\$ 36,894,780	\$ 31,891,765	\$ 31,563,000	\$ 21,398,865	\$ 43,641,788	\$ 44,198,616	\$ 43,539,380
10-00-00-400-000	WU/Water Sales	\$ 27,959,468	\$ 26,672,943	\$ 22,993,488	\$ 18,794,982	\$ 25,022,600	\$ 25,579,428	\$ 24,920,192
10-00-00-405-000	WU/Revenue from Public Fire Protection	\$ 2,174,298	\$ 2,174,298	\$ 2,174,298	\$ 1,630,724	\$ 2,174,298	\$ 2,174,298	\$ 2,174,298
10-00-00-410-000	WU/Other Water Revenue	\$ 348,905	\$ 140,291	\$ 300,000	\$ 109,596	\$ 300,000	\$ 300,000	\$ 300,000
10-00-00-430-000	WU/Federal Grants (FEMA)	\$ 32,228		\$ 828,535	\$ -	\$ -	\$ -	\$ -
10-00-00-432-000	WU/State Grants	\$ 3,754,453	\$ 1,369,959	\$ 4,500,000		\$ 14,000,000	\$ 14,000,000	\$ 14,000,000
10-00-00-440-000	WU/Capital Contributions - Cash Receipts	\$ 586,575	\$ 566,738	\$ 560,679	\$ 420,598	\$ 1,936,390	\$ 1,936,390	\$ 1,936,390
10-00-00-453-000	WU/Net Increase in Fair Value of Investments	\$ 1,150,866	\$ -		\$ 12,017	\$ -		\$ -
10-00-00-461-000	WU/Investment Income	\$ 812,034	\$ 941,506	\$ 200,000	\$ 428,652	\$ 200,000	\$ 200,000	\$ 200,000
10-00-00-470-000	WU/Gain or Loss on Disposal of Capital Assets			\$ 5,000		\$ 5,000	\$ 5,000	\$ 5,000
10-00-00-480-000	WU/Gain or Loss from the Retirement of Debt			\$ -		\$ -	\$ -	\$ -
10-00-00-490-000	WU/Miscellaneous Revenues	\$ 75,953	\$ 26,030	\$ 1,000	\$ 2,297	\$ 3,500	\$ 3,500	\$ 3,500
Non-Revenue Cash Inflow				\$ -		\$ 10,000,000	\$ 10,000,000	\$ 10,000,000
10-00-00-498-300	WU/Bond Proceeds - BAB			\$ -		\$ -	\$ -	\$ -
10-00-00-499-600	WU/Loan Proceeds - SRF Loan			\$ -		\$ 10,000,000	\$ 10,000,000	\$ 10,000,000
FRC Fund		\$ 696,519	\$ 1,162,333	\$ 640,291	\$ 1,216,545	\$ 1,040,291	\$ 1,040,291	\$ 1,040,291
20-00-00-424-000	FRC/Facility Reserve Charge	\$ 437,130	\$ 919,445	\$ 400,000	\$ 1,036,289	\$ 800,000	\$ 800,000	\$ 800,000
20-00-00-440-000	WU/Capital Contributions - Cash Receipts (BAB Subsidy)	\$ 259,389	\$ 242,888	\$ 240,291	\$ 180,256	\$ 240,291	\$ 240,291	\$ 240,291
20-00-00-453-000	FRC/Net Increase in Fair Value of Investments			\$ -		\$ -	\$ -	\$ -
20-00-00-461-000	FRC/Investment Income			\$ -		\$ -	\$ -	\$ -
BAB Fund		\$ 225,696	\$ 329,210	\$ 35,000	\$ 13,002	\$ 35,000	\$ 35,000	\$ 35,000
30-00-00-453-000	BAB/Net Increase in Fair Value of Investments	\$ (13,847)	\$ 170,623	\$ (30,000)	\$ (107,620)	\$ (30,000)	\$ (30,000)	\$ (30,000)
30-00-00-461-000	BAB/Investment Income	\$ 239,543	\$ 158,587	\$ 65,000	\$ 120,622	\$ 65,000	\$ 65,000	\$ 65,000
SRF Fund								\$ -
60-00-00-430-000	SRF/Federal Grants			\$ -		\$ -	\$ -	\$ -
60-00-00-453-000	SRF/Net Increase in Fair Value of Investments			\$ -		\$ -	\$ -	\$ -

Option 1n2

COMPARATIVE REPORT OF MONTHLY BILLED REVENUES

For Fiscal Years 2018, 2019 & 2020

	2018	2019	2020	2021	Inc (Decrease)	%
\$	2,760,278	\$ 2,459,791	\$ 2,594,993	\$ 2,399,952	\$ (195,041)	-7.5%
\$	2,720,713	\$ 2,484,364	\$ 2,616,525	\$ 2,128,704	\$ (487,821)	-18.6%
\$	2,900,969	\$ 2,387,444	\$ 2,568,987	\$ 2,344,603	\$ (224,384)	-8.7%
\$	2,646,300	\$ 2,307,018	\$ 2,344,974	\$ 2,355,705	\$ 10,731	0.5%
\$	2,656,924	\$ 2,254,135	\$ 2,224,482	\$ 2,074,334	\$ (150,148)	-6.7%
\$	2,104,089	\$ 2,168,082	\$ 2,085,759	\$ 1,944,888	\$ (140,872)	-6.8%
\$	2,295,593	\$ 2,131,137	\$ 2,064,173	\$ 1,939,857	\$ (124,316)	-6.0%
\$	2,201,268	\$ 2,175,447	\$ 2,036,448	\$ 1,842,256	\$ (194,193)	-9.5%
\$	2,068,741	\$ 2,222,428	\$ 2,177,234	\$ 1,964,326	\$ (212,908)	-9.8%
\$	2,049,058	\$ 2,337,458	\$ 1,860,315	\$ 1,708,849	\$ (151,466)	-8.1%
\$	2,076,298	\$ 2,396,951	\$ 2,045,570	\$ 1,879,021	\$ (166,550)	-8.1%
\$	2,312,100	\$ 2,635,214	\$ 2,384,480	\$ 2,190,337	\$ (194,143)	-8.1%
\$	28,792,331	\$ 27,959,469	\$ 27,003,941	\$ 24,772,831	\$ (2,231,111)	-98%

Actual - Billed Revenues, July to March, 2021	\$ 18,996,646	
Estimated Four Month Revenues, using the average % of billed revenues decrease	\$ 5,778,206	
Add 1% population growth	\$ 247,749	
Estimated Revenues, -8.14 % decrease applied for the next 4 months	\$ 25,022,600	Option 1

Average Monthly billed revenues	\$ 2,329,956	\$ 2,250,328	\$ 2,110,514	
Estimated Twelve Month Revenues, using the monthly average			\$ 25,326,166	
Add 1% estimated growth			\$ 253,262	
Estimated Water Sales			\$ 25,579,428	Option 2

Option 3

As of 3/31/2021			
FY 2020 - 2021 Water Sales Projection		WU/Water Sales	
Estimated Water Sales - FY 2020- 2021 (see Sch. 1)			24,673,457
Estimated Water Sales Increase (growth projection)	1%		246,735
Estimated Power Cost Adjustment (\$0.0 pending approved water rate study)	-		-
Estimated Water Sales FY 2020-2021	0		24,920,192
Sch. 1 Year To Date Water Sales (6 months)			
July, 2020 to March, 2021 (Actual)	77%	\$	18,923,436
April to June, 2021	23%		5,750,021
Estimated Annual	100%	\$	24,673,457
			24,673,457

Metered Consumption - in million gallons (MG)						MG Increase/ (Decrease)	% Increase/ (Decrease)
	FY 2018	FY 2019	FY 2020	FY 2021			
July	383.831	344.364	365.892	335.209		(31)	-8.4%
August	380.414	348.569	362.067	295.297		(67)	-18.4%
September	399.598	325.351	369.751	329.858		(40)	-10.8%
October	373.247	328.575	328.084	330.618		3	0.8%
November	329.959	306.129	306.312	287.707		(19)	-6.1%
December	310.680	307.883	294.673	272.561		(22)	-7.5%
January	321.919	299.365	290.040	267.391		(23)	-7.8%
February	312.188	305.811	285.156	255.410		(30)	-10.4%
March	292.542	309.819	287.939	261.744	77%	(26)	-9.1%
April	294.834	327.707	255.907	233.797			
May	292.845	339.334	287.749	262.888			
June	322.526	378.527	332.991	304.221	31%		
Note: March to June , 2021 were estimated using the average % of increase/decrease.							
	4,014.583	3,921.434	3,766.561	3,436.700	100%		
Annual Increase (decrease)		(93.149)	(154.873)	(329.861)		(29)	-8.6%
Equivalent rate increase (decrease)		-2.3%	-3.9%	-8.8%			
Ave mo. Usage		326.786	313.880	286.392			

Account	Description	2018-2019 Actuals	2019-2020 Budget	2019-2020 YTD Actual	2020-2021 Budget	2020-2021 YTD Actual	2021-2022 Budget
Water Utility Fund							
10-01-10-540-010	WU/Admin/Admin/Professional Services - General	\$ 135,925	\$ 371,300	\$ 198,852	\$ 383,800	\$ 63,320	\$ 305,300
10-01-10-541-010	WU/Admin/Admin/Other Services - General	\$ 1,966	\$ 2,178	\$ 10,834	\$ 1,188	\$ 964	\$ 1,500
10-01-10-542-010	WU/Admin/Admin/Public Relations	\$ 78,061	\$ 80,089	\$ 91,950	\$ 115,725	\$ 26,115	\$ 82,900
10-01-10-542-020	WU/Admin/Admin/Procurement Advertising	\$ -	\$ 10,000	\$ 8,127	\$ 10,000	\$ 12,683	\$ 10,000
10-01-10-544-000	WU/Admin/Admin/Freight and Postage Services	\$ 2,113	\$ 12,870	\$ 1,412	\$ 12,870	\$ 2,070	\$ 3,100
10-01-10-545-000	WU/Admin/Admin/Rentals and Leases	\$ 20,595	\$ 50,900	\$ 21,171	\$ 50,900	\$ 17,204	\$ 50,900
10-01-10-546-000	WU/Admin/Admin/Insurance	\$ 62,466	\$ 395,000	\$ 99,701	\$ 155,000	\$ 5,000	\$ 5,000
10-01-10-551-000	WU/Admin/Admin/Utility Services	\$ 174,681	\$ 162,624	\$ 146,187	\$ 163,878	\$ 107,247	\$ 171,500
10-01-10-561-000	WU/Admin/Admin/Repairs and Maintenance - Other than Water System	\$ 18,987	\$ -	\$ 1,641	\$ -	\$ 10,330	\$ -
10-01-10-563-000	WU/Admin/Admin/Operating Supplies	\$ 3,651	\$ 5,000	\$ 5,905	\$ 5,000	\$ 4,202	\$ 5,000
10-01-10-570-010	WU/Admin/Admin/Books, Publications, Subscriptions, and Memberships	\$ 9,237	\$ 26,685	\$ 19,441	\$ 25,240	\$ 20,458	\$ 21,270
10-01-10-570-020	WU/Admin/Admin/Books, Publications, Subscriptions, and Memberships - Board	\$ 450	\$ 1,095	\$ 300	\$ 1,095	\$ 75	\$ 595
10-01-10-571-010	WU/Admin/Admin/Training and Development	\$ 33,039	\$ 13,500	\$ 11,933	\$ 23,500	\$ 1,229	\$ 26,500
10-01-10-572-010	WU/Admin/Admin/Travel and Per Diem	\$ 26,873	\$ 59,880	\$ 31,341	\$ 55,660	\$ -	\$ 59,900
10-01-10-572-020	WU/Admin/Admin/Travel and Per Diem - Board	\$ 6,139	\$ 20,970	\$ -	\$ -	\$ -	\$ 7,280
10-01-10-573-010	WU/Admin/Admin/Registration and Meeting Expense	\$ 4,158	\$ 26,440	\$ 8,987	\$ 19,877	\$ 1,161	\$ 17,500
10-01-10-573-020	WU/Admin/Admin/Registration and Meeting Expense - Board	\$ 7,609	\$ 9,952	\$ 1,037	\$ -	\$ 75	\$ 2,000
	OPERATING EXPENSES	\$ 585,949	\$ 1,248,483	\$ 658,819	\$ 1,023,733	\$ 272,133	\$ 770,245
10-01-00-604-999	WU/Admin/Capital Outlay - Rehab and Replace/Misc. Capital Purchases	\$ 57,789	\$ -	\$ -	\$ -	\$ -	\$ -
10-01-00-605-999	WU/Admin/Capital Outlay - Expansion/Misc. Capital Purchases	\$ -	\$ -	\$ -	\$ -	\$ -	\$ -
	CAPITAL PURCHASES	\$ 57,789	\$ -	\$ -	\$ -	\$ -	\$ -
	SUMMARY OF OPERATING EXPENSES	\$ 585,949	\$ 1,248,483	\$ 658,819	\$ 1,023,733	\$ 272,133	\$ 770,245
	SUMMARY OF CAPITAL PURCHASES	\$ 57,789	\$ -	\$ -	\$ -	\$ -	\$ -
	OPERATING EXPENSES PLUS CAPITAL OUTLAY	\$ 643,738	\$ 1,248,483	\$ 658,819	\$ 1,023,733	\$ 272,133	\$ 770,245

TOTAL:	WU/Admin/Admin/Professional Services - General	\$135,925	\$371,300	\$198,852	\$383,800	\$63,320	\$305,300	Admin Expenses'
Line Item	Notes	FY 2018-2019 Actual	FY 2019-2020 Budget	FY 2019-2020 Actual	FY 2020-2021 Budget	FY 2020-2021 Actual as of 3/31/21	FY 2021-2022 Budget	New Request?
Special Counsel			\$25,000.00		\$25,000.00		\$25,000.00	No
Legislative Liaison			\$30,000.00		\$40,000.00		\$40,000.00	No
Leadership Kaua'i Training	Professional Speaker		\$5,000.00		\$7,500.00		\$4,000.00	Yes
Professional Interpreter & Facilitator	for Public meetings		\$500.00		\$500.00		\$500.00	No
Other Services - Board	Performance Audit		\$300,000.00		\$300,000.00		\$0.00	No
HR Related Services	Pre-Employment and Reasonable Suspicion; Drug & Alcohol Testing		\$800.00		\$800.00		\$800.00	No
Safety Program			\$0.00		\$0.00		\$75,000.00	Yes
Arbitration	Attorney Fees		\$10,000.00		\$10,000.00		\$10,000.00	No
Litigation Costs	Pending Matters						\$0.00	Yes
Document Scanning	Document Scanning						\$150,000.00	Yes

TOTAL:	WU/Admin/Admin/Other Services - General	\$1,966	\$2,178	\$10,834	\$1,188	\$964	\$1,500	Admin Expenses
Line Item	Notes	FY 2018-2019 Actual	FY 2019-2020 Budget	FY 2019-2020 Actual	FY 2020-2021 Budget	FY 2020-2021 Actual As of 3/31/21	FY 2021-2022 Budget	New Request?
Alarm Service			\$ 1,056.00		\$ 1,188.00		\$ 1,500.00	No
Solid Waste Disposal Services	Garden Island Disposal		\$ 1,122.00		\$ -		\$ -	No

TOTAL: WU/Admin/Admin/Public Relations		\$78,061	\$80,089	\$91,950	\$115,725	\$26,115	\$82,900	Admin Expenses'
Line Item	Notes	FY 2018-2019 Actual	FY 2019-2020 Budget	FY 2019-2020 Actual	FY 2020-2021 Budget	FY 2020-2021 Actual As of 3/31/21	FY 2021-2022 Budget	New Request?
Public Relations Programs	Advertising; Promotional & Education Materials (logo items, giveaways, publications, brochures, meeting supplies, presentation supplies, displays, etc.)		\$40,200		\$65,200		\$51,800	No
Project WET	Make-A-Splash, Project WET Outreach		\$15,000		\$15,000		\$9,000	No
Water Conservation District (EWSWD)	Grant		\$7,500		\$7,500		\$7,500	No
Cultural Services	Blessing, Info, etc.		\$3,300		\$3,025		\$1,500	No
Blackboard Connect CTY	Contract for County Mass Notification System - Blackboard Connect CTY		\$13,089		\$25,000		\$13,100	No

TOTAL:	WU/Admin/Admin/Procurement Advertising	\$0	\$10,000	\$8,127	\$10,000	\$12,683	\$10,000	Admin Expenses
Line Item	Notes	FY 2018-2019 Actual	FY 2019-2020 Budget	FY 2019-2020 Actual	FY 2020-2021 Budget	FY 2020-2021 Actual As of 3/31/21	FY 2021-2022 Budget	New Request?
Publications	All Divisions - Legal Ads for Solicitation, Public Notices for Projects, Proposals for all Divisions including Board Notices		\$10,000.00		\$10,000.00		\$10,000.00	No

TOTAL: WU/Admin/Admin/Freight and Postage Services		\$2,113	\$12,870	\$1,412	\$12,870	\$2,070	\$3,100	Admin Expenses
Line Item	Notes	FY 2018-2019 Actual	FY 2019-2020 Budget	FY 2019-2020 Actual	FY 2020-2021 Budget	FY 2020-2021 Actual As of 3/31/21	FY 2021-2022 Budget	New Request?
NEOPOST - Departmental Postage	Office communication not including Water Bills; Includes Governmental Records, Water System Standards, Water Quality Reports, etc, Ink Cartridge. (Lease - \$530*12, Ink Cartridge - \$200*2, Refill - \$2,000*3)		\$12,770.08		\$12,770.08		\$3,000.00	No
Bureau Copy Request			\$100.00		\$100.00		\$100.00	No

TOTAL: WU/Admin/Admin/Rentals and Leases		\$20,595	\$50,900	\$21,171	\$50,900	\$17,204	\$50,900	Admin Expenses'
Line Item	Notes	FY 2018-2019 Actual	FY 2019-2020 Budget	FY 2019-2020 Actual	FY 2020-2021 Budget	FY 2020-2021 Actual As of 3/31/21	FY 2021-2022 Budget	New Request?
License Fee Agreement McBryde Trust	Kalaheo/Koloa Water System		\$19,999.80		\$19,999.80		\$20,000.00	No
Lease Agreement with Grove Farm	Kōloa Wells 16 A, B, & E		\$30,900.00		\$30,900.00		\$30,900.00	No

TOTAL: WU/Admin/Admin/Insurance		\$62,466	\$395,000	\$99,701	\$155,000	\$5,000	\$5,000	Admin Expenses'
Line Item	Notes	FY 2018-2019 Actual	FY 2019-2020 Budget	FY 2019-2020 Actual	FY 2020-2021 Budget	FY 2020-2021 Actual As of 3/31/21	FY 2021-2022 Budget	New Request?
Small Claims	Small Claims fund per Board Policy #25 authorizing the County Attorney to investigate, settle and pay all claims filed against the Board of Water Supply where such claims amount to \$10,000		\$5,000.00		\$5,000.00		\$5,000.00	No
Workers Compensation Settlements	Workers Comp, etc		\$150,000.00		\$150,000.00		\$0.00	No
Board Approved Claims	Claims outside of the County Attorney's discretion.		\$40,000.00		\$0.00		\$0.00	No
Insurance and Bonds	General, Excess, Liability/Property Insurance and Provision **A provision of \$100,000 each is provided annually to cover both premium and reserves for General Liability and Property Insurance; the Department of Water in conjunction with the County of Kauai is self-insured for liability and automobile insurance. Excess coverage after a certain limit is obtained. Claims exceeding the approved budget may use the DOW's reserve fund with a board approval.		\$200,000.00		\$0.00		\$0.00	No

TOTAL: WU/Admin/Admin/Utility Services		\$174,681	\$162,624	\$146,187	\$163,878	\$107,247	\$171,500	Admin Expenses
Line Item	Notes	FY 2018-2019 Actual	FY 2019-2020 Budget	FY 2019-2020 Actual	FY 2020-2021 Budget	FY 2020-2021 Actual As of 3/31/21	FY 2021-2022 Budget	New Request?
Electricity	Front/Back Office & Microlab Building		\$154,440.00		\$154,440.00		\$160,000.00	No
Puhi Sewer & Water			\$8,184.00		\$8,184.00		\$10,000.00	No
Solid Waste	Solid Waste Disposal				\$ 1,254.00		\$ 1,500.00	No

TOTAL: WU/Admin/Admin/Operating Supplies		\$3,651	\$5,000	\$5,905	\$5,000	\$4,202	\$5,000	Admin Expenses
Line Item	Notes	FY 2018-2019 Actual	FY 2019-2020 Budget	FY 2019-2020 Actual	FY 2020-2021 Budget	FY 2020-2021 Actual As of 3/31/21	FY 2021-2022 Budget	New Request?
Operating Supplies/Small Tools & Equipment	With expected vacancies, safety supplies, dual monitors, screen protectors, working table, notarial supplies, phone accessories etc.		\$5,000.00		\$5,000.00		\$5,000.00	No

TOTAL:		\$9,237	\$26,685	\$19,441	\$25,240	\$20,458	\$21,270	Admin Expenses
Line Item	Notes	FY 2018-2019 Actual	FY 2019-2020 Budget	FY 2019-2020 Actual	FY 2020-2021 Budget	FY 2020-2021 Actual As of 3/31/21	FY 2021-2022 Budget	New Request?
AWWA Membership	Annual Membership Dues for the DOW		\$3,450.00		\$3,700.00		\$3,900.00	No
Books and Subscriptions	Books for ALL DIVISIONS - Library, Subscriptions for TGI, STAR, ENR, Pacific Buisness News, HR, Manuals, Guide books, etc.		\$4,000.00		\$4,000.00		\$2,000.00	No
Water Research Foundation	Annual Membership Dues for the DOW		\$10,000.00		\$10,000.00		\$8,000.00	No
Hawaii State Bar Association	Annual Association Dues		\$550.00		\$550.00		\$550.00	No
Hawaii Rural Water Association	Annual Membership Dues for the DOW		\$6,600.00		\$6,500.00		\$6,500.00	No
SHRM	Society for for Human Resource Management Membership Dues		\$265.00		\$270.00		\$100.00	No
IPMA-HR	International Public Management Association for HR Membership Dues		\$220.00		\$220.00		\$220.00	No
Westlaw / Thomson Reuters	County Attorney Dues \$95.21 * 12 (months)		\$1,200.00		\$0.00		\$0.00	No
SAM	System for Award Mangement Registration Processing Fee		\$ 400.00		\$ -		\$ -	No

TOTAL:	WU/Admin/Admin/Books, Publications, Subscriptions, and Memberships - Board	\$450	\$1,095	\$300	\$1,095	\$75	\$595	Admin Expenses
Line Item	Notes	FY 2018-2019 Actual	FY 2019-2020 Budget	FY 2019-2020 Actual	FY 2020-2021 Budget	FY 2020-2021 Actual As of 3/31/21	FY 2021-2022 Budget	New Request?
AWWA Membership	Individual Membership Dues for Board Members (7)		\$595.00		\$595.00		\$595.00	No
Books and Subscriptions			\$500.00		\$500.00		\$0.00	No

TOTAL:	WU/Admin/Admin/Training and Development	\$33,039	\$13,500	\$11,933	\$23,500	\$1,229	\$26,500	Admin Expenses
Line Item	Notes	FY 2018-2019 Actual	FY 2019-2020 Budget	FY 2019-2020 Actual	FY 2020-2021 Budget	FY 2020-2021 Actual As of 3/31/21	FY 2021-2022 Budget	New Request?
Seminars & Workshops	Registration for administration personnel workshops and technical workshops and other educational workshops, mindfulness, including human resources, public relations and attorney (see GL 572-010 travel & per diem if travel is required)		\$7,000.00		\$17,000.00		\$20,000.00	No
Recognition Program	Retirees, Water Bucks, Recognition Awards (Trophies, Leis, Plaques)		\$6,500.00		\$6,500.00		\$6,500.00	No

TOTAL:		WU/Admin/Admin/Travel and Per Diem	\$26,873	\$59,880	\$31,341	\$55,660	\$0	\$59,900	Admin Expenses
Line Item	Notes	FY 2018-2019 Actual	FY 2019-2020 Budget	FY 2019-2020 Actual	FY 2020-2021 Budget	FY 2020-2021 Actual As of 3/31/21	FY 2021-2022 Budget	New Request?	
Legislature	Per diem and airfare for the Manager & Chief Engineer		\$2,000.00		\$2,500.00		\$2,500.00	No	
Water Security Advisory Group ACT 172, Section 5	Per diem and airfare for the Manager & Chief Engineer		\$800.00		\$800.00		\$800.00	No	
Fresh Water Council	Per diem and airfare for the Manager & Chief Engineer		\$800.00		\$800.00		\$800.00	No	
Water Loss Control Committee ACT 169, SB2645	Per diem and airfare for the Manager & Chief Engineer		\$800.00		\$800.00		\$800.00	No	
Seminars & Workshops	Per diem and airfare for administration personnel (CHANGE TO ALL DOW EMPLOYEES) workshops and technical conferences and other educational workshops, human resources, public relations and attorney (see GL 571-010 for registration fees)		\$10,000.00		\$50,760.00		\$55,000.00	No	
Project WET Conference	Project WET (Per Diems and Airfare)		\$4,200.00					No	
12th Annual Wahine Forum Conference	Per diem and airfare Date TBA (Honolulu, HI) x 6 Personnel With one night overnight stay		\$1,008.00					No	
AWWA National Conference	(June 12-15, 2022) (San Antonio, TX) x 3 Personnel Anticipated travel (June 11-17) 6 days & 5 nights w/ 3 rooms		\$10,710.00					No	
AWWA Conference	AWWA Water quality technology conference and exposition		\$2,970.00					No	
AWWA Conference	AWWA water infrastructure conference and exposition		\$2,970.00					No	
AWWA Conference	AWWA North American water loss conference and exposition		\$2,970.00					No	
AWWA Hawaii HWEA Pacific Water Conference	Date TBA 2021 (Honolulu, HI) x 4 Personnel Anticipated travel (Date February TBA) 3 days & 2 nights w/ 4 rooms		\$3,480.00					No	
HWWA Hawai'i Section Conference	Date TBA 2021 (Maui, HI) x 4 Personnel Anticipated travel (Date November TBA) 3 days & 2 nights w/ 4 rooms		\$3,480.00					No	
HRWA Quarterly Meetings	Per diem and airfare for the Manager & Chief Engineer Date TBA 2021 (Maui, HI) X 1 Personnel Day Meeting Only		\$552.00					No	
AWWA/WEF Utility Management Conference	Per diem and airfare for the Manager & Chief Engineer Date TBA 2021 (Location TBA) Anticipated travel 6 days & 5 nights w/ 1 room		\$3,570.00					No	
Administrative Conference	Per diem and airfare Date TBA (Location TBA) x 2 Personnel Anticipated travel 6 days & 5 nights w/ 2 rooms		\$5,070.00					No	
IPMA-HR Conference			\$2,000.00					No	
Ground Transportation	Car Rental, Shuttle Services, Airport Parking Reimbursement	10-01-10-572-010 4/18/2021	\$2,500.00					No	

TOTAL: WU/Admin/Admin/Travel and Per Diem - Board		\$6,139	\$20,970	\$0	\$0	\$0	\$7,280	Admin Expenses
Line Item	Notes	FY 2018-2019 Actual	FY 2019-2020 Budget	FY 2019-2020 Actual	FY 2020-2021 Budget	FY 2020-2021 Actual As of 3/31/21	FY 2021-2022 Budget	New Request?
AWWA National Conference	(June 12-15, 2022) (San Antonio, TX) x 3 Personnel Anticipated travel (June 12-15) 6 days & 5 nights w/ 3 rooms		\$10,710.00		\$0.00		\$3,800.00	No
AWWA Hawaii HWEA Pacific Water Conference	Date TBA 2021 (Honolulu, HI) x 4 Personnel Anticipated travel (Date February TBA) 3 days & 2 nights w/ 4 rooms		\$3,480.00		\$0.00		\$1,740.00	No
HWWA Hawai'i Section Conference	Date TBA 2021 (Maui, HI) x 4 Personnel Anticipated travel (Date November TBA) 3 days & 2 nights w/ 4 rooms		\$3,480.00		\$0.00		\$1,740.00	No
Mileage			\$300.00		\$0.00		\$0.00	No
Ground Transportation	Car Rental, Shuttle Services, Airport Parking Reimbursement		\$1,000.00		\$0.00		\$0.00	No
Unanticipated Travels	For board training & development - travel & per diem		\$1,000.00		\$0.00		\$0.00	No

TOTAL:	WU/Admin/Admin/Registration and Meeting Expense	\$ 51,700	\$ 4,158	\$ 26,440	\$ 8,987	\$ 19,877	\$ 1,161	\$ 17,500	Admin Expenses
Line Item	Notes	FY 2018-2019 Budget	FY 2018-2019 Actual	FY 2019-2020 Budget	FY 2019-2020 Actual	FY 2020-2021 Budget	FY 2020-2021 Actual As of 3/31/21	FY 2021-2022 Budget	New Request?
Board Meeting	Lunch for Board Meeting X 18 Mtgs			\$ 3,240.00		\$ 3,240.00		\$ 3,500.00	No
Seminars & Workshops	Meeting materials/Supplies (cutlery, coffee, etc.)	\$ 1,000.00		\$ 1,000.00		\$ 1,000.00		\$ 1,000.00	No
Annual meeting / Conference	Meeting materials/Supplies	\$ 2,500.00		\$ 3,000.00		\$ 3,000.00		\$ 3,000.00	No
Meeting Expense	Departmental budget -Meeting Expense.					\$12,636.80		\$10,000.00	

Administrative Conference	Registration for Administrative Professionals Conferences	\$5,000.00		\$5,000.00		\$0.00			No
IPMA-HR Conference	Registration & Pre-Workshop (IPMA-HR = International Public Management Association)			\$2,500.00		\$0.00			No
Project WET Conference	Project WET Registrations (X2)			\$800.00		\$0.00			No
12th Annual Wahine Forum Conference	Registration - Hawaii's largest leadership and career development conference for women. The forum is attended by Hawaii's top female executives, entrepreneurs, up-and-coming leaders and others intent on advancing their careers. Connect with like-minded individuals and cultivate relationships at this full-day event featuring national speakers and local leaders. (Honolulu, HI) (\$200 X 6)			\$1,200.00		\$0.00			No
AWWA National Conference	Registration & Course Materias X 3 (San Antonio, TX) (\$900 X 3)	\$5,400.00		\$2,700.00		\$0.00			No
AWWA Conference	AWWA Water quality technology conference and exposition			\$700.00		\$0.00			No
AWWA Conference	AWWA water infrastructure conference and exposition			\$700.00		\$0.00			No
AWWA Conference	AWWA North American water loss conference and exposition			\$700.00		\$0.00			No
AWWA Hawaii HWEA Pacific Water Conference	Registration & Course Materials X 4 (Honolulu, HI) (Date TBA Feb 2022) (\$550 X 4)	\$2,800.00		\$2,200.00		\$0.00			No
HWWA Hawai'i Section Conference	Registration & Course Materials (Maui, HI) (Date TBA Nov 2021) (\$500 X 4)	\$24,000.00		\$2,000.00		\$0.00			No
AWWA/WEF Utility Management Conference	Registration and Course Materials (Location & Date TBA) (\$700 X 1)	\$1,000.00		\$700.00		\$0.00			No
FY 2022 Budget 01- Admin	Kauai Conference	\$ 10,000.00	10 01-10 573-010 4/18/2021	\$ -		\$ -		\$ -	No

TOTAL:		\$7,609	\$9,952	\$1,037	\$0	\$75	\$2,000	Admin Expenses
Line Item	Notes	FY 2018-2019 Actual	FY 2019-2020 Budget	FY 2019-2020 Actual	FY 2020-2021 Budget	FY 2020-2021 Actual As of 3/31/21	FY 2021-2022 Budget	New Request?
Seminars & Workshops	Registration portion for Board workshops and technical conferences and other educational workshops		\$500.00					No
AWWA National Conference	Registration & Course Materials X 3 San Antonio, TX) (June 12-15, 2022) (\$900 X 2)		\$2,700.00					No
AWWA Hawaii HWEA Pacific Water Conference	Registration & Course Materials X 4 (Honolulu, HI) (Date TBA Feb 2022) (\$550 X 2)		\$2,200.00					No
HWWA Hawai'i Section Conference	Registration & Course Materials (Maui, HI) (Date TBA Nov 2021) (\$500 X 2)		\$2,000.00					No
Meals	Board Meetings		\$1,512				\$1,500	No
Drinks and supplies	Board Meetings		\$540				\$500	No
Miscellaneous	Contingency for Board trainings		\$500.00					No

TOTAL:	WU/Admin/Capital Outlay - Rehab and Replace/Misc. Capital Purchases	57,789	\$0.0	0	\$0.0		\$0.0	Admin Expenses
Line Item	Notes	FY 2018-2019 Actual	FY 2019-2020 Budget	FY 2019-2020 Actual	FY 2020-2021 Budget	FY 2020-2021 Actual As of 3/31/21	FY 2021-2022 Budget	New Request?
Air Conditioning	Microlab Server Room (replace)							
SUV 4DR 4Wh Dr	Replace ck 1678 & CK 1679, assigned vehicles for the Manager & chief engineer and the Deputy Manager.							

Information Technology Division

Program Budget - FY 2021 – 2022

Information Technology Division:

The Information Technology (IT) Division oversees all of the activities relating to the digital infrastructure and security of the Department's Business and SCADA network.

Program Description:

The IT Division provides the technology required for the fulfillment of the Department's mission in an efficient and effective manner, assisting in the technical analysis, design, procurement, implementation, operation and support of computing infrastructure and services.

Including but not limited to the following product suites, Dynamics GP (*Accounting*), Paramount (*Internal Procurement*), PMWEB (*Construction Project Management*), MPET (*Operational Maintenance Management*), Cisco IP Phone (*VOIP*), O365 (*Productivity Suite*), CC&B (*Customer Billing*), Beacon (*Customer Meter Reading*), and SCADA (*Plant Control and Data Acquisition*).

Program Highlights/Projects:

July 2020 - Replacement/Upgrade of the DOW FortiGate Firewall

September 2020 - Upgrade to MPET Cloud Hosted from On-Prem MPET

December 2020 - Migrated to Office365 for productivity/email from Exchange 2010 and Office 2016

March 2021(In-Progress) - Migration to SharePoint online from SharePoint 2010/2016

March 2021 (In-Progress) - Rollout new Beacon Software for Meter Readers

April 2021(In-Progress) - Migration to Dynamics 365 from Dynamics GP & Paramount

July 2021 (Planned) - On-Prem Hypervisor Server Upgrades

August 2021 (Planned) - DOW Website Replacement

Account	Description	FY 2018 - 2019 Actual	FY 2019-2020 Budget	FY 2019- 2020 YTD Actual	FY 2020-2021 Budget	FY 2020- 2021 YTD Actual as of 3/31/21	FY 2021-2022 Proposed Budget
Water Utility Fund							
10-02-10-540-010	WU/IT/Admin/ Professional Services	\$ 95,363	220,000	\$ 526,502	60,000	\$ 440,150	70,000
10-02-10-543-000	WU/IT/Admin/Communication Services	\$ 76,667	\$ 86,060	\$ 74,341	\$ 83,360	\$ 81,085	\$ 91,696
10-02-50-543-000	WU/IT/Power/Pump/Communication Services	\$ 34,720	\$ 41,084	\$ 43,270	\$ 47,084	\$ 16,727	\$ 47,084
10-02-10-544-000	WU/IT/Admin/Freight and Postage Services	\$ 5	\$ 500	\$ -	\$ -	\$ 1,000	\$ -
10-02-10-545-000	WU/IT/Admin/Rentals and Leases	\$ 20,661	\$ 30,175	\$ 22,380	\$ 30,175	\$ 5,329	\$ 33,200
10-02-10-561-000	WU/IT/Admin/Repairs and Maintenance - Other than Water System	\$ 355,365	\$ 488,750	\$ 386,466	\$ 90,700	\$ 223,629	\$ 547,100
10-02-10-563-000	WU/IT/Admin/Operating Supplies	\$ 58,465	\$ 61,000	\$ 32,279	\$ 61,000	\$ 42,649	\$ 58,000
10-02-10-570-010	WU/IT/Admin/Books, Publications, Subscriptions, and Memberships	\$ 318	\$ 500	\$ 962	\$ 39,200	\$ 12,178	\$ 500
10-02-10-571-010	WU/IT/Admin/Training and Development	\$ 2,615	\$ 12,000	\$ 1,806	\$ 2,000	\$ -	\$ 2,000
10-02-10-572-010	WU/IT/Admin/Travel and Per Diem	\$ -	\$ -	\$ -	\$ -	\$ -	\$ -
10-02-10-573-010	WU/IT/Admin/Meeting Expense						
	OPERATING EXPENSES	\$ 644,180	\$ 940,069	\$ 1,088,005	\$ 413,519	\$ 822,748	\$ 849,580
10-02-00-604-999	WU/IT/Capital Outlay - Rehabilitation and Replacement/Misc. Capital Purchases	\$ 46,214	\$ 815,000	\$ 126,578	\$ 112,302	\$ 65,449	\$ 179,000
10-02-00-605-999	WU/IT/Capital Outlay - Expansion/Misc. Capital Purchases	\$ -	\$ 425,000	\$ 32,499	\$ 160,000	\$ 86,124	\$ 120,000
	SUMMARY OF CAPITAL PURCHASES	\$ 46,214	\$ 1,240,000	\$ 159,078	\$ 272,302	\$ 151,572	\$ 299,000
	SUMMARY OF OPERATING EXPENSES	\$ 644,180	\$ 940,069	\$ 1,088,005	\$ 413,519	\$ 822,748	\$ 849,580
	SUMMARY OF CAPITAL PURCHASES	\$ 46,214	\$ 1,240,000	\$ 159,078	\$ 272,302	\$ 151,572	\$ 299,000
	OPERATING EXPENSES PLUS CAPITAL OUTLAY	\$ 690,394	\$ 2,180,069	\$ 1,247,083	\$ 685,821	\$ 974,320	\$ 1,148,580

TOTAL: WU/IT/Admin/ Professional Services

\$95,363

\$220,000

\$526,502

\$60,000

\$440,150

\$70,000

Line Item	Notes	FY 2018 - 2019 Actual	FY 2019-2020 Budget	FY 2019 - 2020 Actual	FY 2020 -2021 Budget	FY 2020 - 2021 Actual as of 3/31/21	FY 2021 -2022 Budget
As-Needed Technical Support			\$40,000		\$40,000		\$30,000
IT Strategic Plan - Project Management			\$20,000		\$20,000		\$25,000
Network Security Maintenance							\$15,000
IT Strategic Plan - Financial System Upgrade	Upgrade of Microsoft GP from GP2013 to GP2018 and upgrade of Paramount WorkPlace with As-needed Technical Services		\$150,000		\$0		
IT Strategic Plan - Review & Align Billing System Configuration	IT Strategic Plan - Review & Align Billing System Configuration		\$0		\$0		
Review & Update of IT Strategic Plan			\$10,000		\$0		

TOTAL: WU/IT/Admin/Communication Services \$76,667 \$86,060 \$74,341 \$83,360 \$81,085 \$91,696

Line Item	Notes	FY 2018 - 2019 Actual	FY 2019-2020 Budget	FY 2019 - 2020 Actual	FY 2020 -2021 Budget	FY 2020 - 2021 Actual as of 3/31/21	FY 2021 -2022 Budget
Frame Relay (128K)	Monthly charge of 225 x 12			2,700	\$2,700		\$2,700
Frame Relay (56K)	Monthly charge of 115 x 12			\$1,380	\$1,380		\$1,380
Main Telephone Lines	Monthly charge of 450 x 12			\$5,400	\$5,400		\$5,400
Bandwidth	Monthly charge of 2500 x 12			\$30,000	\$30,000		\$30,000
Microlab Elevator; Panic Button; Fire Alarm - 2nd Line New Building; Elevator New Building; Fire Alarm 1st line New Building	Monthly 315 x 12 months			\$3,780	\$3,780		\$3,780
Ops Fax Line; Microlab Fire Alarm; Fax Machine	Monthly 150 x 12 months			\$1,800	\$1,800		\$1,800
Fax for New Building - 1st Floor Office	Monthly 50 x 12 months			\$600	\$600		\$600
Fire Alarm 2 Lines - Ops	Monthly 90 x 12 months			\$1,080	\$1,080		\$1,080
Frame Relay (AS400)	Monthly charge of 115 x 12			\$1,380	\$1,380		\$1,380
Internet Connection	Monthly charge of 600 x 12 (RR)			\$7,200	\$7,200		\$7,200
Lavanet	Monthly charge of 50 x 12			\$3,300	\$600		\$600
Long Distance Charges	Monthly 120 x 12 months			\$1,440	\$1,440		\$1,440
Cellular Phone (Office, includes cell phones, Ipads, and Mobile Hot Spots; Telemetry for SCADA)	Monthly 2000 x 12 months - This cost is only for monthly services. Any replacement/new equipment and/or accessories will come from IT's Operating Budget line item.			\$24,000	\$24,000		\$24,000
Unanticipated Costs	increased costs in surcharges & taxes			\$2,000	\$2,000		\$2,000
DOW hotspot - combined with Internet Connection	Monthly 200 X 12 (HOTSPOT For Employees to connect their personal devices to)			\$0			
Fax for Administration	Monthly 50 x 3 months			\$0			
Fax for Main Office	Monthly 50 x 3 months			\$0			
Microlab Fire Alarm	Monthly 150 x 12 months			\$0			
Office Alarm Circuit	Monthly 100 x 12 months			\$0			
Elevator Phone - New Building	Monthly 50 x 12 months			\$0			
Fire Alarm - New Building	Monthly 50 x 12 months			\$0			

TOTAL: WU/IT/Power/Pump/Communication Services

\$34,720

\$41,084

\$43,270

\$47,084

\$16,727

\$47,084

Line Item	Notes	FY 2018 - 2019 Actual	FY 2019-2020 Budget	FY 2019 - 2020 Actual	FY 2020 -2021 Budget	FY 2020 - 2021 Actual as of 3/31/21	FY 2021 -2022 Budget
Frame Relay (56K) R065	Monthly charge of 130 x 12			1,560		1,560	1,560
SCADA Room	Monthly charge of 50 x 12			\$600		\$600	\$600
Haena Connection	Monthly charge of 50 x 12			\$600		\$600	\$600
Hanalei Connection	Monthly charge of 50 x 12			\$600		\$600	\$600
SCADA Alarm	Monthly charge of 50 x 12			\$600		\$600	\$600
Auto Dialer - Lihue	Monthly charge of 50 x 12			\$600		\$600	\$600
Lawai #2	Monthly charge of 50 x 12			\$600		\$600	\$600
Kekaha - Paua	Monthly charge of 50 x 12			\$600		\$600	\$600
Auto Dialer - Kilauea	Monthly charge of 50 x 12			\$600		\$600	\$600
SCADA Submaster - Kilauea	Monthly charge of 50 x 12			\$600		\$600	\$600
Hanamaulu Tank Circuit	Monthly charge of 30 x 12			\$360		\$360	\$360
Frame Relay (56K) Ornellas	Monthly charge of 115 x 12			\$1,380		\$1,380	\$1,380
Frame Relay (56K) Kalaheo	Monthly charge of 130 x 12			\$1,560		\$1,560	\$1,560
Frame Relay (56K) Koloa	Monthly charge of 130 x 12			\$1,560		\$1,560	\$1,560
Frame Relay (56K) Nonou	Monthly charge of 130 x 12			\$1,560		\$1,560	\$1,560
Frame Relay (56K) Eleele	Monthly charge of 130 x 12			\$1,560		\$1,560	\$1,560
Frame Relay (56K) Kekaha/Waimea	Monthly charge of 130 x 12			\$1,500		\$1,500	\$1,500
Frame Relay (56K) Kilauea	Monthly charge of 130 x 12			\$1,560		\$1,560	\$1,560
Haena Well Connection	Monthly charge of 500 x 12			\$600		\$600	\$600
Waipao/Kekaha Connection	Monthly charge of 30 x 12			\$360		\$360	\$360
Paua/Kekaha Connection	Monthly charge of 30 x 12			\$360		\$360	\$360
Hanamaulu Booster	Monthly charge of 50 x 12			\$600		\$600	\$600
Cell phones for standby personnel	Cell Phone for Operations Personnel (23 personnel, 3 for alarm surges); Monthly 2000 x 12 months - This cost is only for monthly services. Any replacement/new equipment and/or accessories will come from IT's Operating Budget line item			\$18,000		\$24,000	\$24,000
DSL Service for employee to access SCADA from home	2 DSL Services \$97 x 12			\$1,164		\$1,164	\$1,164
Unanticipated Costs	increased costs in surcharges & taxes			\$2,000		\$2,000	\$2,000
	<i>MOVED FROM OPERATIONS BUDGET TO IT FOR BETTER ACCOUNTABILITY</i>						

TOTAL: WU/IT/Admin/Freight and Postage Services \$5 \$500 \$0 \$0 \$1,000 \$0

Line Item	Notes	FY 2018 - 2019 Actual	FY 2019-2020 Budget	FY 2019 - 2020 Actual	FY 2020 -2021 Budget	FY 2020 - 2021 Actual as of 3/31/21	FY 2021 -2022 Budget
Shipping Leased Computers			-			\$ 1,000	
Shipping of hardware for fixing			\$ 500		-		\$ -

TOTAL: WU/IT/Admin/Rentals and Leases

\$20,661

\$30,175

\$22,380

\$30,175

\$5,329

\$33,200

Line Item	Notes	FY 2018 - 2019 Actual	FY 2019-2020 Budget	FY 2019 - 2020 Actual	FY 2020 -2021 Budget	FY 2020 - 2021 Actual as of 3/31/21	FY 2021 -2022 Budget
Copier Leases			25,000		25,000		30,000
Postage Machine/Scale Feeder			\$5,000		\$5,000		\$3,000
Safe Deposit Box			\$175		\$175		\$200

TOTAL: WU/IT/Admin/Repairs and Maintenance - \$355,365 \$488,750 \$386,466 \$90,700 \$223,629 \$547,100
 Other than Water System

Line Item	Notes	FY 2018 - 2019 Actual	FY 2019-2020 Budget	FY 2019 - 2020 Actual	FY 2020 -2021 Budget	FY 2020 - 2021 Actual as of 3/31/21	FY 2021 -2022 Budget
CCnB Cloud Hosting Services	Multi-year contract	\$ -	\$250,000	\$ -			\$250,000
Anti-Virus			\$ 5,000		\$6,000		\$50,000
Project Management Software		\$ -	\$ 40,000	\$ -			\$40,000
Office 365							\$35,000
Customer Care & Billing License	Kauai License	\$ -	\$30,000	\$ -			\$30,000
Dell Maintenance	Extension of Yearly Server Maintenance		\$ 24,000		\$24,000		\$24,000
ESRI	DOW supplement payment to County for use of ESRI		\$ 17,500		\$17,500		\$17,500
MPET/MMIS			\$ 20,000				\$20,000
Adobe Subscription	Annual Subscription Renewals		\$ 8,000		\$0		\$13,000
VoIP Phone			\$ 13,000		\$13,000		\$13,000
Dynamics 365							\$10,000
OCE Printer/Scanner			6,250		\$6,400		\$9,000
Innovyze		\$ -	\$4,000	\$ -			\$5,000
Cloud Backup							\$5,000
Fire Suppression Systems	Fenwall FM-200 Fire Suppression System		\$ 3,000		\$3,000		\$3,000
Firewall			\$ 5,000		\$6,000		\$3,000
BlueBeam							\$2,600
AutoCAD	5 licenses		\$ 5,500		\$6,000		\$2,000
Splashtop							\$2,000
XC2			\$ 1,300				\$1,500
SSL Certificate			\$ 800		\$900		\$1,000
Team			\$ 500		\$500		\$500
AMR Software/Trimble Handhelds (Badger)	Handhelds for Meter Readers		\$ 9,000				
Backup			\$ 900		\$900		
Beacon Subscription Fee	Subscription Fee for AMI Meters (\$0.89 per meter per month) For MK16	\$ -	\$ 15,000.00	\$ -	\$0		
Busch Consulting - Hours	firewall block of hours	\$ -	\$ -	\$ -			
Citrix (Go to Assist/Meeting)			\$ -		\$0		
Egnyte			\$ 3,000		\$3,000		
Go Exchange			\$ 3,500		\$3,500		
Great Plains	Maintenance & Support		\$ 12,000				\$10,000
HP Printers			\$ 3,500				
IP Switch			\$ -		\$0		
Maintenance/Troubleshooting	Various As-Needed Technical Support	\$ -	\$ -	\$ -			
Office Watch - Metropolis		\$ -	\$ -	\$ -			
Oracle Cloud Services	Oracle's share - 02.3% of \$200,000 shown as miscellaneous revenue in the budget. Full amount is requested in the	\$ -	\$0	\$ -	\$0		
Paramount	Maintenance & Support		\$ 3,000				
Stellent		\$ -	\$ -	\$ -			
Terrago			\$ -		\$0		
Water CAD		\$ -	\$ -	\$ -			
Websense			\$ 5,000		\$0		
Canon Scanner		\$ -	\$ -	\$ -			
Trimble Handhelds (Badger)	Handhelds for Meter Readers						

TOTAL: WU/IT/Admin/Operating Supplies

\$58,465

\$61,000

\$32,279

\$61,000

\$42,649

\$58,000

Line Item	Notes	FY 2018 - 2019 Actual	FY 2019-2020 Budget	FY 2019 - 2020 Actual	FY 2020 -2021 Budget	FY 2020 - 2021 Actual as of 3/31/21	FY 2021 -2022 Budget
Computer Supplies	Software, storage devices, toner, etc		\$40,000		\$40,000		\$40,000
Computer Hardware	Printers, external hard drives, etc		\$10,000		\$10,000		\$10,000
Paper for Oce & Large Format Printers	Paper for Large Format Printers		\$8,000		\$8,000		\$3,000
Replacement of cell phone equipment	Hardware and Accessories		\$3,000		\$3,000		\$5,000

TOTAL: WU/IT/Admin/Books, Publications, Subscriptions, and Memberships **\$318 \$500 \$962 \$39,200 \$12,178 \$500**

Line Item	Notes	FY 2018 - 2019 Actual	FY 2019-2020 Budget	FY 2019 - 2020 Actual	FY 2020 -2021 Budget	FY 2020 - 2021 Actual as of 3/31/21	FY 2021 -2022 Budget
Books/Magazines/Subscriptions	Computer Books and Magazines		500		1,000		500
Office 365 Subscription	\$25 per month per user (100user *20 per month * 12 months)				\$24,000		\$0
Adobe Subscription	Acrobat, PhotoShop, Adobe sign				\$14,200		\$0
Beacon Subscription Fee	Subscription Fee for AMI Meters (\$0.89 per meter per month) For MK16				\$0		\$0
							\$0

TOTAL: WU/IT/Admin/Training and Development **\$2,615** **\$12,000** **\$1,806** **\$2,000** **\$0** **\$2,000**

Line Item	Notes	FY 2018 - 2019 Actual	FY 2019-2020 Budget	FY 2019 - 2020 Actual	FY 2020 -2021 Budget	FY 2020 - 2021 Actual as of 3/31/21	FY 2021 -2022 Budget
IT Training	Training for IT Personnel (I.T. responsible for several new applications and requesting for formal training to better support staff, including and not limited to: Great Plains, SQL Server, and SharePoint.) Each Training cost is approximately \$6000.00, which includes, Registration, All Travel Costs, PerDiem, etc.		12,000		2,000		2,000

TOTAL: WU/IT/Admin/Travel and Per Diem

\$0

\$0

\$0

\$0

\$0

\$0

Line Item	Notes	FY 2018 - 2019 Actual	FY 2019-2020 Budget	FY 2019 - 2020 Actual	FY 2020 -2021 Budget	FY 2020 - 2021 Actual as of 3/31/21	FY 2021 -2022 Budget
	Travel accomodations and per diem for four (4) staff member trips to attend training & meetings. (Estimate: air fare \$700, lodging & ground transporation \$900, per diem \$750)				-		-
					\$0		\$0

TOTAL: WU/IT/Capital Outlay - Rehabilitation and Replacement/Misc. Capital Purchases **\$46,214** **\$815,000** **\$126,578** **\$112,302** **\$65,449** **\$179,000**

Line Item	Notes	FY 2018 - 2019 Actual	FY 2019-2020 Budget	FY 2019 - 2020 YTD Actual	FY 2020-2021 Proposed Budget	FY 2020 - 2021 Actual as of 3/31/21	FY 2021-2022 Proposed Budget
Purchase of a Replacement Asset Management System	\$705,000 is for 5 years total costs. Evaluate/Select Software; Develop SOP's, Maintenance, implementation Services, interfaces, testing, Training		230,000		\$0		\$15,000
Purchase of New/Replacement Computer	Replacement of WS/Servers		0		\$0		\$90,000
SharePoint Upgrades	Total of \$295,000 is for 5 year costs; refine portals; trainings; develop sharepoint vision; site plans; develop new portals; archives; possible third-party software		295,000		\$112,302		\$20,000
Audio Equipment	Replacement of Board Recording System		\$20,000				
Phone System	Upgrade phone system		\$0				\$50,000
Security Camera Replacement							\$4,000

TOTAL: WU/IT/Capital Outlay - Expansion/Misc. Capital Purchases **\$0 \$425,000 \$32,499 \$160,000 \$86,124 \$120,000**

Line Item	Notes	FY 2018 - 2019 Actual	FY 2019-2020 Budget	FY 2019 - 2020 YTD Actual	FY 2020-2021 Proposed Budget	FY 2020 - 2021 Actual as of 3/31/21	FY 2021-2022 Proposed Budget
Develop Web based GIS viewer and mapping layers	Develop GIS Technologies and Process		315,000		50,000		50,000
Purchase of New Computers/ Servers/Storage	Moved from 604-999		\$110,000		\$110,000		\$20,000
CMDP Federal/State Reporting System	This holds all internal and compliance data, allows field samplers to enter field measurements, generates various reports, houses QC data and as of recently, transfers compliance data into CMDP via Web Services.						\$20,000
New Website	Develop new website for the DOW						\$30,000
Customized Search Feature for SharePoint					\$0		
800 Mhz Radios	Emergency Communication Equipment				\$0		

Water Quality Division

Program Budget - FY 2021 – 2022

Water Quality Division:

The Water Quality Division oversees all the activities relating to meeting the requirements of the Environmental Protection Agency's Safe Drinking Water Act (SDWA). This includes both the microbial and chemical aspects of the regulation. The division also provides support to other divisions to insure the water is safe to drink. Also, the Water Quality Lab provides customer service in relation to water quality issues.

Program Description:

The Water Quality Division is responsible for all the activities that help insure that the water that The Kauai Department of Water (KDOW) provides to its customers meets all the requirements of the SDWA.

The Water Quality Lab also monitors source water quality which is also helpful to operations.

The Water Quality Lab handles water quality complaints

Special studies to support the development of projects like the surface water treatment plant are also the division's responsibility.

Program Projects:

1. Testintg for the reactivation of existing water sources. Or the activation of new sources. Estimate cost at \$6,000.
2. Phase II,V Sampling for 2021-2022 period. Estimate cost at \$37,250.
3. Miscellaneous chemical testing. Estimate cost at \$2,000.
6. Disinfection Byproduct sampling is continuous.
7. Nitrate sampling is continuous.

8. Total Coliform Rule microbiological sampling is continuous.
9. Maintaining State certification to perform microbiological analysis in house is continuous.
10. Weekly monitoring of surface water zone of mixing is continuous.
11. Microbiological and Chemical testing of sources going on-line after extended periods. Or new sources going on-line. As needed.
12. Sampling and analysis to determine baseline physical water quality of sources continuous.
13. Safe Drinking Water Information System (SDWIS) operational. It allows our Lab to share data and plan sampling schedules with DOH-SDWB. Currently in use with excellent result.
14. Sample Reservation and Collection System (SCRS) allows the Lab to schedule sampling with the State Laboratory and follow sample processing. Currently in use with excellent result.
15. The Compliance Monitoring Data Portal (CMDP) created by the Environmental Protection Agency (EPA) is in pre-production stage. Microbiological data is being submitted on a monthly basis. The data goes to the State DOH then to EPA.

Program Measures	FY 2019-2020 (actual)	FY 2020-2021 (actual)	FY 2020-2021 (estimate)
Microbiological Samples	1350	1350	1350
Lead and Copper Samples	12	40	110
Water Quality Complaints	50	40	40

Phase 2-5 Testing	Sys. 400 (1x) All other sys. (1x)	All sys. Incl. 400 (2x)	All sys. except 400
UCMR4	AM1&2 = 90 AM3 = 4	AM1&2 = 90 AM3 = 4	0
LT2 Cryptosporidium monitoring	0	0	0

0 Description	FY 2018-2019 YTD Actual	FY 2019-2020 Budget	FY 2019-2020 Actual	FY 2020-2021 Budget	FY 2020-2021 YTD Actual as of 3/31/21	FY 2021-2022 Proposed
Water Utility Fund						
10-10-40-540-010 WU/Qual/Purification/Professional Services - General	\$ 61,812	\$ 106,050	\$ 103,957	\$ 36,400	\$ 27,271	\$ 45,250
10-10-40-544-000 WU/Qual/Purification/Freight and Postage Services	\$ 1,772	\$ 3,000	\$ 740	\$ 1,500	\$ 545	\$ 1,500
10-10-40-561-000 WU/Qual/Purification/Repairs and Maintenance - Other than Water System	\$ 3,796	\$ 3,000	\$ 3,624	\$ 4,000	\$ 7,416	\$ 4,000
10-10-40-563-000 WU/Qual/Purification/Operating Supplies	\$ 24,910	\$ 15,000	\$ 13,225	\$ 18,000	\$ 6,508	\$ 15,000
10-10-40-570-010 WU/Qual/Purification/Books, Publications, Subscriptions, and Memberships	\$ -	\$ -	\$ -	\$ -	\$ -	\$ -
10-10-40-571-010 WU/Qual/Purification/Training and Development	\$ -	\$ -	\$ 60	\$ 1,600	\$ -	\$ 1,600
OPERATING EXPENSES	<u>92,290</u>	<u>127,050</u>	<u>121,606</u>	<u>61,500</u>	<u>41,740</u>	<u>67,350</u>
10-10-40-604-999 WU/Qual/Purification/Misc. Capital Outlay - Replacement	\$ -	\$ -	\$ 35,695	\$ 40,000	\$ -	\$ -
10-10-40-605-999 WU/Qual/Purification/Misc. Capital Outlay - Expansion	\$ -	\$ -	\$ -	\$ -	\$ -	\$ -
CAPITAL PURCHASES	<u>-</u>	<u>-</u>	<u>35,694.88</u>	<u>40,000.00</u>	<u>-</u>	<u>-</u>
SUMMARY OF OPERATING EXPENSES	<u>\$ 92,290</u>	<u>\$ 127,050</u>	<u>\$ 121,606</u>	<u>\$ 61,500</u>	<u>\$ 41,740</u>	<u>\$ 67,350</u>
SUMMARY OF CAPITAL OUTLAY	<u>\$ -</u>	<u>\$ -</u>	<u>\$ 35,695</u>	<u>\$ 40,000</u>	<u>\$ -</u>	<u>\$ -</u>
OPERATING EXPENSES PLUS CAPITAL OUTLAY	<u>\$ 92,290</u>	<u>\$ 127,050</u>	<u>\$ 157,301</u>	<u>\$ 101,500</u>	<u>\$ 41,740</u>	<u>\$ 67,350</u>

TOTAL: WU/Qual/Purification/Professional Services - General

\$61,812 \$106,050 \$103,957 \$36,400 \$27,271 \$45,250

Line Item	Notes	FY 2018-2019 Actual	FY 2019-2020 Budget	FY 2019 -2020 Actual	FY 2020-2021 Budget	FY 2020 -2021 Actual as of 3/31/21	FY 2021-2022 Budget
Water sample testing services (Contract Lab Services)	EPA-mandated UCMR4		\$81,250		\$2,000		\$0
SDWA Testing - Phase 2/5	EPA-mandated compliance monitoring		\$16,800		\$26,400		\$37,250
Misc. SDWA Testing	EPA-mandated compliance monitoring		\$2,000		\$2,000		\$2,000
Long Term 2 ESWTR	EPA-mandated compliance monitoring		\$0		\$0		
Repaired Well Testing	EPA and DOH mandated		\$6,000		\$6,000		\$6,000

TOTAL: WU/Qual/Purification/Freight and Postage Services \$1,772 \$3,000 \$740 \$1,500 \$545 \$1,500

Line Item	Notes	FY 2018-2019 Actual	FY 2019-2020 Budget	FY 2019 -2020 Actual	FY 2020-2021 Budget	FY 2020 -2021 Actual as of 3/31/21	FY 2021-2022 Budget
Shipping samples	24 shipments of \$100 each (shipping samples to contract lab)		\$3,000		\$1,500		\$1,500
Shipping equipment for calibration							

TOTAL: WU/Qual/Purification/Repairs and Maintenance - Other than Water System **\$3,796** **\$3,000** **\$3,624** **\$4,000** **\$7,416** **\$4,000**

Line Item	Notes	FY 2018-2019 Actual	FY 2019-2020 Budget	FY 2019 -2020 Actual	FY 2020-2021 Budget	FY 2020 -2021 Actual as of 3/31/21	FY 2021-2022 Budget
Autoclave maintenance and repairs	Annual inspection and contingency for possible repair		\$3,000		\$4,000		\$4,000

TOTAL: WU/Qual/Purification/Operating Supplies

\$24,910 \$15,000 \$13,225 \$18,000 \$6,508 \$15,000

Line Item	Notes	FY 2018-2019 Actual	FY 2019-2020 Budget	FY 2019 -2020 Actual	FY 2020-2021 Budget	FY 2020 -2021 Actual as of 3/31/21	FY 2021-2022 Budget
Lab supplies	Sample bottles, reagents, media		\$15,000		\$15,000		\$15,000
Water Quality Reports (CCR's)	Preparation & Mailing of Annual Water Quality Reports Notices				\$0		
CMDP	Compliance Monitoring Data Portal - 2x laptops				\$3,000		

TOTAL: WU/Qual/Purification/Training and Development

\$0

\$0

\$60

\$1,600

\$0

\$1,600

Line Item	Notes	FY 2018-2019 Actual	FY 2019-2020 Budget	FY 2019 -2020 Actual	FY 2020-2021 Budget	FY 2020 -2021 Actual as of 3/31/21	FY 2021-2022 Budget
Training classes	SDOH & EPA rules and regulations and data management (CMDP)				\$1,600		\$1,600

TOTAL: WU/Qual/Purification/Misc. Capital Outlay - Replacement

\$0

\$0

\$35,695

\$40,000

\$0

\$0

Line Item	Notes	FY 2018-2019 Actual	FY 2019-2020 Budget	FY 2019 -2020 Actual	FY 2020-2021 Proposed Budget	FY 2020 -2021 Actual as of 3/31/21	FY 2021-2022 Budget	New Request?
Ice Machine	Contract lab is requiring us to ship samples with ice packs because samples have been coming in too warm to be suitable for testing. Planning a 60 pound per day machine (smallest size made)							Yes
Lab Vehicle	Current SUV is 12 years old with almost 90K miles.							Yes
CMDP Federal/State Reporting System	This holds all internal and compliance data, allows field samplers to enter field measurements, generates various reports, houses QC data and as of recently, transfers compliance data into CMDP via Web Services.				\$40,000		\$0	

Engineering Division

Program Budget – FY 2021-2022

Program Description

The Engineering Division is responsible for the planning, design, construction oversight and outreach needed to provide current and future customers with high quality service in alignment with the Department's Mission. The program conducts long-range planning, research, and analytical studies of water usage to monitor and forecast anticipated water system needs for the island of Kauai. The program conducts condition assessment, investigation, analysis, design, and review of the Department's water systems infrastructure and provides guidance to proposed development's water system planning, design, and construction (subdivisions, zoning and land use amendments, resorts and hotels, etc.) to ensure compliance with the Department's Rules and Regulations and Water System Standards. In Addition, the program maintains the engineering records and provides mapping/drafting services to support the Department.

Program Objectives:

1. Conduct long-range planning, research, and analytical studies of water usage to monitor and forecast the anticipated water system needs for the island of Kauai.
2. Conduct condition assessment, investigation, analysis, design, and review of the Department's water systems infrastructure.
3. Provides guidance and reviews proposed development's water system planning, design, and construction (subdivisions, zoning and land use amendments, resorts and hotels, water service requests, etc.) to ensure compliance with the Department's Rules and Regulations and Water System Standards.
4. Determine and evaluate hydraulic criteria in the development of an efficient water system distribution network.
5. Design, implement and provide construction oversight of water facilities infrastructure improvements through the Capital Improvement Project (CIP) and Capital Rehabilitation Project (CRP) programs.
6. Provide information and criteria to Federal, State and County agencies, stakeholder groups and the public to assist with the management of and protection of the island's water sheds and water resources.
7. Maintain maps and records of the Department's water infrastructure.

Program Highlights

For fiscal year 2020-2021 the Division's reviewed and processed applications for subdivisions zoning, use permits, additional dwellings (ADUs), affordable rental units (ARUs), building permits and requests for water services. The Division provided guidance with the preparation and review of water master plans on Kauai and assisted the Public Relations section with gathering information and data to assist with public inquires.

The Division continued to administer the update of the Kauai Water Use and Development Plan and is preparing to update its Long-Range Infrastructure Improvement and Maintenance Plan (Water Plan).

The Division participated in outside programs that included the Kauai Watershed Alliance, the Kauai Energy Utility Council, the Kauai Drought Committee, and other community watershed councils. The Division administered the Department of Water Grant to the Kauai Watershed Alliance through its coordinator, The Nature Conservancy during FY 20-21. The Division assisted in the preparation of the County of Kauai Six-Year Capital Improvements Program Update. The Division continues to participate on the County "ePlan" building permit application program (paperless review).

The Division continued to expand the Department's cross connection and backflow prevention program. The Division continues to review backflow device plans and maintains the annual certification testing program.

The Division initiated and continued the design of new water facilities improvement projects, of its CIP and CRP programs. It conducted design review of private developments connecting to and/or expanding the Department's water system.

The Division initialed and provided construction oversight of Department (CIP/CRP) and private development projects.

The Division continues to recruit to fill staff vacancies.

PROGRAM MEASURES	FY 2019-2020 (actual)	FY 2020-2021 (estimate)	FY 2021-2022 (estimated)
Planning			
1. Processed subdivision applications, zoning/use permits, land use/general plan amendment, ADU clearance applications	188	220	250
2. Processed water service inquires, meter requests	281	300	350
3. Processed building permits	1,809	2,000	2,500
4. Back Flow Inspection Program – No. of Devices	1,642	1,825	2,250
5. Hydraulic Model Update Project	on-going	on-going	on-going
6. USGS Stream Flow Study		on-going	on-going
7. USGS Groundwater Monitoring Program	on-going	on-going	on-going
8. Kauai Water Use and Development Plan Update	on-going	on-going	on-going
9. UH “Projecting Future Rainfall and Evapotranspiration for Kauai”			on-going
Design			
1. DOW Projects	23	23	23
2. Private Development Projects	51	32	32
Construction			
1. DOW Projects	5	5	5
2. Private Development Projects	30	30	30

Account	Description	FY 2018-2019 Actual	FY 2019-2020 Budget	FY 2019-2020 Actual	FY 2020-2021 Budget	FY 2020-2021 YTD Actual as of 3/31/21	FY 2021-2022 Proposed Budget
Engineering Services							
Operating Expenses							
10-20-10-540-010	WU/Eng/Admin/Professional Services	\$ 296,451	\$ 405,000	\$ 445,056	\$ 615,000	\$ 240,789	\$ 245,000
10-20-10-563-000	WU/Eng/Admin/Operating Supplies	\$ 147	\$ 300	\$ -	\$ 300	\$ -	\$ 300
10-20-10-571-010	WU/Eng/Admin/Training and Development	\$ 375	\$ 1,130	\$ 375	\$ 500	\$ -	\$ 500
10-20-10-572-010	WU/Eng/Admin/Travel and Per Diem	\$ -	\$ 1,880	\$ 225	\$ -	\$ -	\$ -
10-20-10-573-010	WU/Eng/Admin/Meeting Expense	\$ -	\$ 1,050	\$ -	\$ 1,050	\$ -	\$ 200
ENGINEERING SERVICES - TOTAL OPERATING EXPENSES		\$ 296,972.23	\$ 409,360.00	\$ 445,655.77	\$ 616,850.00	\$ 240,789.00	\$ 246,000.00
Construction Management							
Operating Expenses							
10-21-10-540-010	WU/Const/Admin/Professional Services - General	\$ 625,038	\$ 700,000	\$ 530,630	\$ 50,000	\$ 283,078	\$ 1,000,000
10-21-10-561-010	WU/Const/Admin/Repairs & Maintenance - Other than Water System	\$ -	\$ -	\$ -	\$ 40,000	\$ 29,400	\$ -
10-21-10-563-000	WU/Const/Admin/Operating Supplies	\$ 5,243	\$ 4,500	\$ 1,637	\$ 4,500	\$ 1,529	\$ 4,500
10-21-10-570-010	WU/Const/Admin/Books, Publications, Subscriptions, and Memberships	\$ 1,052	\$ 1,550	\$ 775	\$ 1,550	\$ 685	\$ 850
10-21-10-571-010	WU/Const/Admin/Training and Development	\$ 1,285	\$ 6,250	\$ 1,639	\$ 6,250	\$ -	\$ 3,300
10-21-10-572-010	WU/Const/Admin/Travel and Per Diem	\$ -	\$ 5,000	\$ 2,195	\$ -	\$ -	\$ -
10-21-10-573-010	WU/Const/Admin/Meeting Expense	\$ -	\$ 3,250	\$ 2,200	\$ -	\$ -	\$ -
CONSTRUCTION MANAGEMENT - TOTAL OPERATING EXPENSES		\$ 632,618.40	\$ 720,550.00	\$ 539,076.75	\$ 102,300.00	\$ 314,692.21	\$ 1,008,650.00
Water Resources and Planning							
Operating Expenses							
10-22-10-540-010	WU/Plan/Admin/Professional Services	\$237,171	\$1,635,000	\$430,041	\$1,785,000	\$112,480	\$1,635,000
10-22-10-561-000	WU/Plan/Admin/Repairs & Maintenance - Other than Water System	\$0	\$0	\$0	\$6,500	\$0	\$0
10-22-10-563-000	WU/Plan/Admin/Operating Supplies	\$332	\$1,000	\$162	\$500	\$2,453	\$1,000
10-22-10-570-010	WU/Plan/Admin/Books, Publications, Subscriptions, and Memberships (NEW)	\$0	\$3,000	\$0	\$3,400	\$0	\$3,900
10-22-10-571-010	WU/Plan/Admin/Training and Development	\$11,050	\$18,000	\$1,100	\$16,000	\$18,653	\$18,000
10-22-10-572-010	WU/Plan/Admin/Travel & Per Diem	\$7,547	\$25,600	\$5,888	\$0	\$0	\$0
10-22-10-573-010	WU/Plan/Admin/Meeting Expense (NEW)	\$0	\$5,950	\$880	\$0	\$0	\$4,500
WR&P TOTAL OPERATING EXPENSES		\$256,100	\$1,688,550	\$438,071	\$1,811,400	\$133,586	\$1,662,400
ENGINEERING - TOTAL OPERATING EXPENSES		\$ 1,185,691	\$ 2,818,460	\$ 1,422,803	\$ 2,530,550	\$ 689,067	\$ 2,917,050

Account	Description	FY 2018-2019 Actual	FY 2019-2020 Budget	FY 2019-2020 Actual	FY 2020-2021 Budget	FY 2020-2021 YTD Actual as of 3/31/21	FY 2021-2022 Proposed Budget
Engineering Services	CAPITAL OUTLAY - CIP	FY 2018-2019 Actual	FY 2019 - 2020 Proposed	FY 2018-2019 Actual	FY 2019 - 2020 Proposed	FY 2018-2019 Actual	FY 2019 - 2020 Proposed
10-20-00-604-999	WU/Const/Capital Outlay - Misc. R&R			\$ -			\$ 8,000
	Water Utility Fund - Miscellaneous Capital Outlay	\$0	\$0	\$0	\$0		\$8,000
10-20-00-604-000	WU/Eng/Capital Outlay - CIP R&R	\$ 119,523	\$ 370,000	\$ 166,636	\$ 1,425,000	\$ 40,364	\$ 200,000
	Water Utility Fund - Capital Outlay	\$ 119,523	\$ 370,000	\$ 166,636	\$ 1,425,000	\$ 40,364	\$ 200,000
	FRC Fund		\$ -		\$ -		\$ -
20-20-00-605-000	FRC/Eng/Capital Outlay - CIP Expansion	\$ 85,510	\$ 680,000	\$ 31,033	\$ 450,000	\$ -	\$ 860,000
	FRC Fund - Capital Outlay	\$ 85,510	\$ 680,000	\$ 31,033	\$ 450,000	\$ -	\$ 860,000
30-20-00-604-000	BAB/Eng/Capital Outlay - CIP R&R	\$ -	\$ -	\$ 67,911	\$ -	\$ -	\$ -
30-20-00-605-000	BAB/Eng/Capital Outlay - CIP Expansion	\$ -	\$ -	\$ -	\$ -	\$ -	\$ -
	BAB Fund - Capital Outlay	\$ -	\$ -	\$ -	\$ -	\$ -	\$ -
10-20-00-604-000	Water Utility Fund - Capital Outlay/Misc Purchases	\$ -	\$ -	\$ -	\$ -	\$ -	\$ 8,000
10-20-00-604-000	Water Utility Fund - Capital Outlay/CIP	\$ 119,523	\$ 370,000	\$ 166,636	\$ 1,425,000	\$ 40,364	\$ 200,000
20-20-00-605-000	FRC Fund/Capital Outlay/CIP	\$ 85,510	\$ 680,000	\$ 31,033	\$ 450,000	\$ -	\$ 860,000
30-20-00-605-000	BAB Fund/Capital Outlay/CIP	\$ -	\$ -	\$ -	\$ -	\$ -	\$ -
	Engineering Services - Capital Outlay - CIP Totals	\$ 205,033	\$ 1,050,000	\$ 197,668	\$ 1,875,000	\$ 40,364	\$ 1,068,000
Construction Management	MISCELLANEOUS CAPITAL OUTLAY	FY 2018-2019 YTD Actual	FY 2019 - 2020 Proposed	FY 2018-2019 YTD Actual	FY 2019 - 2020 Proposed	FY 2018-2019 YTD Actual	FY 2019 - 2020 Proposed
10-21-00-604-999	WU/Const/Capital Outlay - Misc. R&R	\$ 100	\$ 10,000	\$ -	\$ 10,000	\$ -	\$ 10,000
10-21-00-605-999	WU/Const/Capital Outlay - Misc. Expansion	\$ -	\$ 100,000	\$ -	\$ 10,000	\$ -	\$ 10,000
	Water Utility Fund - Miscellaneous Capital Outlay	\$ 100	\$ 110,000	\$ -	\$ 20,000	\$ -	\$ 20,000
Construction Management	CAPITAL OUTLAY	FY 2018-2019 YTD Actual	FY 2019 - 2020 Proposed	FY 2018-2019 YTD Actual	FY 2019 - 2020 Proposed	FY 2018-2019 YTD Actual	FY 2019 - 2020 Proposed
10-21-00-604-000	WU/Const/Capital Outlay - CIP R&R	\$ 3,564,521	\$ 5,255,000	\$ 860,742	\$ 16,325,000	\$ 2,661,668	\$ 2,500,000
10-21-00-605-000	WU/Const/Capital Outlay - CIP Expansion	\$ 2,302,856	\$ -	\$ 2,355,021	\$ -	\$ -	\$ 2,500,000
	Water Utility Fund - Capital Outlay - CIP	\$ 5,867,377	\$ 5,255,000	\$ 3,215,762	\$ 16,325,000	\$ 2,661,668	\$ 5,000,000
20-21-00-605-000	FRC/Const/Capital Outlay - CIP Expansion	\$ -	\$ 225,000	\$ -	\$ 225,000	\$ -	\$ 400,000
	FRC Fund - Capital Outlay - CIP	\$ -	\$ 225,000	\$ -	\$ 225,000	\$ -	\$ 400,000
30-21-00-604-000	BAB/Const/Capital Outlay - CIP R&R	\$ 1,623,383	\$ -	\$ 44,514	\$ -	\$ -	\$ -
30-21-00-605-000	BAB/Const/Capital Outlay - CIP Expansion	\$ 676,543	\$ -	\$ 588,360	\$ 6,000,000	\$ 43,250	\$ 7,000,000
	BAB Fund - Capital Outlay - CIP	\$ 2,299,926	\$ -	\$ 632,874	\$ 6,000,000	\$ 43,250	\$ 7,000,000
40-21-00-605-000	Grants/Const/Capital Outlay - CIP Expansion						\$ 17,300,000
	Grants - Capital Outlay - CIP						\$17,300,000
60-21-00-604-000	SRF/Const/Capital Outlay - CIP R&R	\$ -	\$ -	\$ -	\$ -	\$ -	\$ 10,000,000
60-21-00-605-000	SRF/Const/Capital Outlay - CIP Exp	\$ -	\$ -	\$ -	\$ -	\$ -	\$ 4,300,000
	SRF Fund - Capital Outlay - CIP	\$ -	\$ -	\$ -	\$ -	\$ -	\$ 14,300,000
	WU Fund -Capital Outlay/Misc. Purchases	\$ 100	\$ 110,000	\$ -	\$ 20,000	\$ -	\$ 20,000
	WU Fund - Capital Outlay/CIP	\$ 5,867,377	\$ 5,255,000	\$ 3,215,762	\$ 16,325,000	\$ 2,661,668	\$ 5,000,000
	FRC Fund/Capital Outlay/CIP	\$ -	\$ 225,000	\$ -	\$ 225,000	\$ -	\$ 400,000
	BAB Fund/Capital Outlay/CIP	\$ 2,299,926	\$ -	\$ 632,874	\$ 6,000,000	\$ 43,250	\$ 7,000,000
	Grants Fund/Capital Outlay/CIP	\$ -	\$ -	\$ -	\$ -	\$ -	\$ 17,300,000
	SRF Fund/Capital Outlay/CIP	\$ -	\$ -	\$ -	\$ -	\$ -	\$ 14,300,000
	Construction Management - Total Capital Outlay	\$ 8,167,403	\$ 5,590,000	\$ 3,848,636	\$ 22,570,000	\$ 2,704,918	\$ 44,020,000
	WU Fund - Capital Outlay/Misc. Purchases	\$100	\$110,000	\$0	\$20,000	\$0	\$28,000
	WU Fund - Capital Outlay/CIP	\$5,986,900	\$5,625,000	\$3,382,398	\$17,750,000	\$2,702,032	\$5,200,000
	FRC Fund/Capital Outlay/CIP	\$85,510	\$905,000	\$31,033	\$675,000	\$0	\$1,260,000
	BAB Fund/Capital Outlay/CIP	\$2,299,926	\$0	\$632,874	\$6,000,000	\$43,250	\$7,000,000
	Grants/Capital Outlay/CIP	\$0	\$0	\$0	\$0	\$0	\$17,300,000
	SRF Fund/Capital Outlay/CIP	\$0	\$0	\$0	\$0	\$0	\$14,300,000
	ENGINEERING - TOTAL CAPITAL OUTLAY	\$ 8,372,436	\$ 6,640,000	\$ 4,046,305	\$ 24,445,000	\$ 2,745,282	\$ 45,088,000

Account	Description	FY 2018-2019 Actual	FY 2019-2020 Budget	FY 2019-2020 Actual	FY 2020-2021 Budget	FY 2020-2021 YTD Actual as of 3/31/21	FY 2021-2022 Proposed Budget
Water Utility Fund OPERATING EXPENSES							
10-20-10-540-010	WU/Eng/Admin/Professional Services	\$ 296,451	\$ 405,000	\$ 445,056	\$ 615,000	\$ 240,789	\$ 245,000
10-20-10-563-000	WU/Eng/Admin/Operating Supplies	\$ 147	\$ 300	\$ -	\$ 300	\$ -	\$ 300
10-20-10-571-010	WU/Eng/Admin/Training and Development	\$ 375	\$ 1,130	\$ 375	\$ 500	\$ -	\$ 500
10-20-10-572-010	WU/Eng/Admin/Travel and Per Diem	\$ -	\$ 1,880	\$ 225	\$ -	\$ -	\$ -
10-20-10-573-010	WU/Eng/Admin/Meeting Expense	\$ -	\$ 1,050	\$ -	\$ 1,050	\$ -	\$ 200
	SUMMARY OF OPERATING EXPENSES	\$ 296,972	\$ 409,360	\$ 445,656	\$ 616,850	\$ 240,789	\$ 246,000
All Funds CAPITAL OUTLAY							
10-20-00-604-999	WU/Const/Capital Outlay - Misc. R&R			\$ -		\$ 4,233	\$ 8,000
	Water Utility Fund - Miscellaneous Capital Outlay	\$ 0	\$ 0	\$ 0	\$ 0	\$ 4,233	\$ 8,000
10-20-00-604-000	WU/Eng/Capital Outlay - CIP R&R	\$ 119,523	\$ 370,000	\$ 166,636	\$ 1,425,000	\$ 40,364	\$ 200,000
	Water Utility Fund - Capital Outlay	\$ 119,523	\$ 370,000	\$ 166,636	\$ 1,425,000	\$ 40,364	\$ 200,000
	FRC Fund		\$ -		\$ -		\$ -
20-20-00-605-000	FRC/Eng/Capital Outlay - CIP Expansion	\$ 85,510	\$ 680,000	\$ 31,033	\$ 450,000	\$ -	\$ 860,000
	FRC Fund - Capital Outlay	\$ 85,510	\$ 680,000	\$ 31,033	\$ 450,000	\$ -	\$ 860,000
30-20-00-604-000	BAB/Eng/Capital Outlay - CIP R&R	\$ -	\$ -	\$ 67,911	\$ -	\$ -	\$ -
30-20-00-605-000	BAB/Eng/Capital Outlay - CIP Expansion	\$ -	\$ -	\$ -	\$ -	\$ -	\$ -
	BAB Fund - Capital Outlay	\$ -	\$ -	\$ -	\$ -	\$ -	\$ -
	Water Utility Fund - Miscellaneous Capital Outlay	\$ -	\$ -	\$ -	\$ -	\$ 4,233	\$ 8,000
10-20-00-604-000	WU Fund	\$ 119,523	\$ 370,000	\$ 166,636	\$ 1,425,000	\$ 40,364	\$ 200,000
20-20-00-605-000	FRC Fund	\$ 85,510	\$ 680,000	\$ 31,033	\$ 450,000	\$ -	\$ 860,000
30-20-00-605-000	BAB Fund	\$ -	\$ -	\$ -	\$ -	\$ -	\$ -
	SUMMARY OF CAPITAL OUTLAY	\$ 205,033	\$ 1,050,000	\$ 197,668	\$ 1,875,000	\$ 44,597	\$ 1,068,000
	TOTAL OPERATING EXPENSES AND CAPITAL OUTLAY	\$ 502,005	\$ 1,459,360	\$ 643,324	\$ 2,491,850	\$ 285,386	\$ 1,314,000

WU/Eng/Admin/Professional Services

\$296,451**\$405,000****\$445,056****\$615,000****\$240,789****\$245,000**

Line Item	Notes	FY 2018 - 2019 Actual	FY 2019 - 2020 Budget	FY 2019 - 2020 Actual	FY 2020 - 2021 Budget	FY 2020 - 2021 Actual as of 3/31/21	FY 2021 - 2022 Budget
Title searches	title searches, as needed		\$25,000	\$0	\$25,000	\$0	\$25,000
Kukuioolono Tank Site exchange	Site assessment for hazardous materials, demolition of tank; this is a precondition of the land swap needed for ongoing capital project to design a new tank; Title Insurance, Escrow & Appraisals		\$50,000		\$50,000		\$50,000
PER, EA	Develop Kapaa Well No. 4 site improvements (production well)		\$100,000	**	\$100,000	**	\$100,000
Engineering Services			\$50,000	\$0		\$0	
Preliminary Engineering Report, EA	18-8 Limahuli Stream and Mānoa Stream Water Line Repairs		\$130,000	\$0	\$130,000	\$0	
Preliminary Engineering Report	Baseyard MP Ph 1				\$160,000		
PER, Testing Report	Wailua Homesteads Well - Granulated Activated Carbon (GAC)				\$100,000		
PER, Soil investigation, EA	UH Experiment Station Tank		\$50,000	^^	\$50,000	^^	\$50,000
Surveying	As-needed surveying services						\$20,000
STOP -- Correct Sum at top if there are more than 40 line items							

TOTAL: WU/Eng/Admin/Training and Development

\$375

\$1,130

\$375

\$500

\$0

\$500

Line Item	Notes	FY 2018 - 2019 Actual	FY 2019 - 2020 Budget	FY 2019 - 2020 Actual	FY 2020 - 2021 Budget	FY 2020 - 2021 Actual as of 3/31/21	FY 2021 - 2022 Budget
Misc training costs	various training opportunitites come up during the year that have costs associated with them.		\$1,130		\$500		\$500

STOP -- Correct Sum at top if there are more than 40 line items

TOTAL: WU/Eng/Admin/Capital Outlay - R & R/Misc. Capital Purchases **\$100** **\$0** **\$0** **\$0** **\$4,233** **\$8,000**

Line Item	Notes	FY 2018 - 2019 Actual	FY 2019 - 2020 Budget	FY 2019 - 2020 Actual	FY 2020 - 2021 Budget	FY 2020 - 2021 Actual as of 3/31/21	FY 2021 - 2022 Budget
10-20-00-604-000	Permit Fees					\$ 4,233	\$ 8,000

STOP -- Correct Sum at top if there are more than 400 line items

TOTAL: WU/Eng/AdminCapital Outlay - Rehabilitation and Replacement/Capital Purchases **\$119,523** **\$370,000** **\$166,636** **\$1,425,000** **\$40,364** **\$200,000**

Line Item	Notes	FY 2018 - 2019 Actual	FY 2019 - 2020 Budget	FY 2019 - 2020 Actual	FY 2020 - 2021 Budget	FY 2020 - 2021 Actual as of 3/31/21	FY 2021 - 2022 Budget
10-20-00-604-000	Permit Fees	\$ 3,138	\$ 20,000	\$ -	\$ 10,000		
10-20-00-604-001	KW-07 Paua Valley Tank Repair	\$ 16,539		\$ 5,618	\$ 85,000		
10-20-00-604-146	Hanapepe-Eleele Connecting Pipeline HE-1 and HE-10 (RR 12%)	\$ 12,999		\$ 47,994		\$ 14,023	
10-20-00-604-147	Rehabilitate Puupilo Steel tank	\$ -		\$ -			
10-20-00-604-148	Kuhio Hwy (Hardy-Oxford) 16" Main replacement (R&R 56% of \$180K)	\$ 1,283		\$ 46,096		\$ 26,341	
10-20-00-604-157	Kilauea Wells MCC rehab	\$85,564					
10-20-00-604-160	Job 18-02 Islandwide Rehabilitation of Tanks			\$66,928			
10-20-00-604-162	WU-Eng-17-13 & 14, Engineering Services for Island Wide Vulnerability and Resiliency Assessment					\$0	
10-20-00-604-163	18-8 Limahuli Stream and Mānoa Stream Water Line Repairs		\$350,000	\$0	\$250,000		
10-20-00-604-169	Baseyard MP Ph 1 (subject to state funding of \$.16M)				\$1,080,000		
10-20-00-605-117	UH Experiment Station Tank - Design						\$200,000

TOTAL: FRC/Eng/Admin/Capital Outlay - Expansion/Capital Purchases		\$85,510	\$680,000	\$31,033	\$450,000	\$0	\$860,000
Line Item	Notes	FY 2018 - 2019 Actual	FY 2019 - 2020 Budget	FY 2019 - 2020 Actual	FY 2020 - 2021 Budget	FY 2020 - 2021 Actual as of 3/31/21	FY 2021 - 2022 Budget
20-20-00-605-117	UH Experiment Station Tank - land acquisition		\$ -		*		*
20-20-00-605-118	Develop Kapaa Well No. 4 site improvements (production well)		\$ 450,000	\$ 31,033	\$ 450,000		\$ 700,000
20-20-00-605-153	Haena 0.2 MG tank	\$ 85,510	\$ 30,000	\$ -	\$ -	\$ -	\$ -
20-20-00-605-155	Wainiha Well #4 (EXP)		\$ 160,000		\$ -		\$ 160,000
20-20-00-605-168	Kalaheo System Improvements - recertify plans/permits		\$ 40,000	\$ -	\$ -	\$ -	\$ -

Account	Description	FY 2018-2019 Actual	FY 2019-2020 Budget	FY 2019-2020 Actual	FY 2020-2021 Budget	FY 2020-2021 Actual as of 3/31/21	FY 2021-2022 Proposed Budget
Water Utility Fund	OPERATING EXPENSES						
10-21-10-540-010	WU/Const/Admin/Professional Services - General	\$ 625,038	\$ 700,000	\$ 530,630	\$ 50,000	\$ 283,078	\$ 1,000,000
10-21-10-561-010	WU/Const/Admin/Repairs & Maintenance - Other than Water System				\$ 40,000	\$ 29,400	\$ -
10-21-10-563-000	WU/Const/Admin/Operating Supplies	\$ 5,243	\$ 4,500	\$ 1,637	\$ 4,500	\$ 1,529	\$ 4,500
10-21-10-570-010	WU/Const/Admin/Books, Publications, Subscriptions, and Memberships	\$ 1,052	\$ 1,550	\$ 775	\$ 1,550	\$ 685	\$ 850
10-21-10-571-010	WU/Const/Admin/Training and Development	\$ 1,285	\$ 6,250	\$ 1,639	\$ 6,250	\$ -	\$ 3,300
10-21-10-572-010	WU/Const/Admin/Travel and Per Diem	\$ -	\$ 5,000	\$ 2,195	\$ -	\$ -	\$ -
10-21-10-573-010	WU/Const/Admin/Meeting Expense	\$ -	\$ 3,250	\$ 2,200	\$ -	\$ -	\$ -
	SUMMARY OF OPERATING EXPENSES	\$ 632,618.40	\$ 720,550.00	\$ 539,076.75	\$ 102,300.00	\$ 314,692.21	\$ 1,008,650.00
All Funds	CAPITAL OUTLAY						
10-21-00-604-999	WU/Const/Capital Outlay - Misc. R&R	\$ 100	\$ 10,000	\$ -	\$ 10,000	\$ -	\$ 10,000
10-21-00-605-999	WU/Const/Capital Outlay - Misc. Expansion	\$ -	\$ 100,000	\$ -	\$ 10,000	\$ -	\$ 10,000
	Water Utility Fund - Miscellaneous Capital Outlay	\$100	\$110,000	\$0	\$20,000	\$0	\$20,000
10-21-00-604-000	WU/Const/Capital Outlay - CIP R&R	\$ 3,564,521	\$ 5,255,000	\$ 860,742	\$ 16,325,000	\$ 2,661,668	\$ 2,500,000
10-21-00-605-000	WU/Const/Capital Outlay - CIP Expansion	\$ 2,302,856	\$ -	\$ 2,355,021	\$ -	\$ -	\$ 2,500,000
	Water Utility Fund - Capital Outlay -CIP	\$5,867,377	\$5,255,000	\$3,215,762	\$16,325,000	\$2,661,668	\$5,000,000
20-21-00-605-000	FRC/Const/Capital Outlay - CIP Expansion	\$ -	\$ 225,000	\$ -	\$ 225,000	\$ -	\$ 400,000
	FRC Fund - Capital Outlay - CIP	\$0	\$225,000	\$0	\$225,000	\$0	\$400,000
30-21-00-604-000	BAB/Const/Capital Outlay - CIP R&R	\$ 1,623,383	\$ -	\$ 44,514	\$ -	\$ -	\$ -
30-21-00-605-000	BAB/Const/Capital Outlay - CIP Expansion	\$ 676,543	\$ -	\$ 588,360	\$ 6,000,000	\$ 43,250	\$ 7,000,000
	BAB Fund - Capital Outlay - CIP	\$2,299,926	\$0	\$632,874	\$6,000,000	\$43,250	\$7,000,000
40-21-00-605-000	Grants/Const/Capital Outlay - CIP Expansion						\$ 17,300,000
	Grants - Capital Outlay - CIP						\$17,300,000
60-21-00-604-000	SRF/Const/Capital Outlay - CIP R&R		\$ -		\$ -		\$ 10,000,000.00
60-21-00-605-000	SRF/Const/Capital Outlay - CIP Exp						\$ 4,300,000.00
	SRF Fund - Capital Outlay - CIP	\$0	\$0	\$0	\$0	\$0	\$14,300,000
	WU Fund - Capital Outlay/Misc. Purchases	\$100	\$110,000	\$0	\$20,000	\$0	\$20,000
	WU Fund - Capital Outlay/CIP	\$5,867,377	\$5,255,000	\$3,215,762	\$16,325,000	\$2,661,668	\$5,000,000
	FRC Fund/Capital Outlay/CIP	\$0	\$225,000	\$0	\$225,000	\$0	\$400,000
	BAB Fund/Capital Outlay/CIP	\$2,299,926	\$0	\$632,874	\$6,000,000	\$43,250	\$7,000,000
	SRF Fund/Capital Outlay/CIP	\$0	\$0	\$0	\$0	\$0	\$14,300,000
	SUMMARY OF CAPITAL OUTLAY	\$ 8,167,402.94	\$ 5,590,000.00	\$ 3,848,636.16	\$ 22,570,000.00	\$ 2,704,918.11	\$ 26,720,000.00
	TOTAL OPERATING EXPENSES AND CAPITAL OUTLAY	\$ 8,800,021	\$ 6,310,550	\$ 4,387,713	\$ 22,672,300	\$ 3,019,610	\$ 27,728,650

TOTAL: WU/Const/Admin/Professional Services - General **\$625,038** **\$700,000** **\$530,630** **\$50,000** **\$283,078** **\$1,000,000**

Line Item	Notes	FY 2018 - 2019 Actual	FY 2019 - 2020 Budget	FY 2019 - 2020 Actual	FY 2020 - 2021 Budget	FY 2020 - 2021 Actual as of 3/31/21	FY 2021 - 2022 Budget
Construction Management	2 Years on Contract expired, need to re-procure. This is an AS-NEEDED contract we utilize should inspection help be needed. In the past we've used it for required night work over an extended period of time to avoid losing staff to one project but there may be other areas where the contract could be utilized.	\$316,522	\$700,000		\$0	\$283,077.83	\$1,000,000
Specialty inspection	As needed structural engineering inspection - For projects requiring licensed structural engineer inspection that the DOW design contract or private projects don't have	\$0		\$0	\$50,000	\$0	

STOP -- Correct Sum at top if there are more than 400 line items

TOTAL: WU/Const/Admin/Repairs &
Maintenance - Other than Water System

\$40,000

\$29,400

\$0

Line Item	Notes	FY 2018 - 2019 Actual	FY 2019-2020 Budget	FY 2019 - 2020 Actual	FY 2020 -2021 Budget	FY 2020 - 2021 Actual as of 3/31/21	FY 2021 - 2022 Budget
Project Management Software				\$ -	\$40,000	\$ 29,400.00	

Note: Moved these items from IT budget.

TOTAL: WU/Const/Admin/Operating Supplies \$5,243 \$4,500 \$1,637 \$4,500 \$1,529 \$4,500

Line Item	Notes	FY 2018 - 2019 Actual	FY 2019 - 2020 Budget	FY 2019 - 2020 Actual	FY 2020 - 2021 Budget	FY 2020 - 2021 Actual as of 3/31/21	FY 2021 - 2022 Budget
Safety Equipment	Annual replacement of steel toe boots, hard hats, safety vests, ear protection, office workstation ergonomics, etc.						
Field Equipment	As Needed Field Equipment (e.g. misc tools, field tablet, etc.)						
Equipment & Supplies	Annual replacement of steel toe boots, hard hats, safety vests, ear protection, office workstation ergonomics, etc. As Needed Field Equipment (e.g. misc tools, field tablet, etc.) an supplies	\$3,473	\$4,500		\$4,500	\$1,529.38	\$4,500

STOP -- Correct Sum at top if there are more than 400 line items

TOTAL: WU/Const/Admin/Books, Publications, Subscriptions, and Memberships **\$1,052** **\$1,550** **\$775** **\$1,550** **\$685** **\$850**

Line Item	Notes	FY 2018 - 2019 Actual	FY 2019 - 2020 Budget	FY 2019 - 2020 Actual	FY 2020 - 2021 Budget	FY 2020 - 2021 Actual as of 3/31/21	FY 2021 - 2022 Budget
Reference Materials	Annually purchase reference materials as needed such as ACI manuals, Project Management manuals/literature, etc.	\$104	\$700	\$0	\$700	\$0	
Contractors Association of Kauai (DOW - Dustin is representative)	We have been a member since 2012. This is an annual fee.	\$747	\$850	\$775.00	\$850	\$685.00	\$850
American Waterworks Association (Dustin)	AWWA membership.		\$0				

STOP -- Correct Sum at top if there are more than 400 line items

TOTAL: WU/Const/Admin/Training and Development **\$1,285** **\$6,250** **\$1,639** **\$6,250** **\$0** **\$3,300**

Line Item	Notes	FY 2018 - 2019 Actual	FY 2019 - 2020 Budget	FY 2019 - 2020 Actual	FY 2020 - 2021 Budget	FY 2020 - 2021 Actual as of 3/31/21	FY 2021 - 2022 Budget
CAK Workshops for CM Staff	CM staff annually attend on-island training such as NPDES BMP, CISEC, and Trench Excavation workshops through Contractors Association of Kauai.		\$4,950	\$1,639.00	\$4,950	\$0.00	\$2,000
Misc. Workshops for CM Staff	Annually attend on-island workshops through various agencies as they come up throughout year. T		\$1,300	\$0	\$1,300	\$0	\$1,300
Abatement training	Asbestos pipe and lead abatement						

STOP -- Correct Sum at top if there are more than 400 line items

TOTAL: WU/Const/Admin/Travel and Per Diem

\$0

\$5,000

\$2,195

\$0

\$0

\$0

Line Item	Notes	FY 2018 - 2019 Actual	FY 2019 - 2020 Budget	FY 2019 - 2020 Actual	FY 2020 - 2021 Budget	FY 2020 - 2021 Actual as of 3/31/21	FY 2021 - 2022 Budget
Conference Travel and Per Diem (Non AWWA/HWWA)	Would like to send CM Staff to water related construction project management/inspection trainings off-island should beneficial conferences be available.	\$0	\$5,000	\$2,194.83	\$0		\$0

STOP -- Correct Sum at top if there are more than 400 line items

TOTAL: WU/Const/Admin/Meeting Expense

\$0

\$3,250

\$2,200

\$0

\$0

\$0

Line Item	Notes	FY 2018 - 2019 Actual	FY 2019 - 2020 Budget	FY 2019 - 2020 Actual	FY 2020 - 2021 Budget	FY 2020 - 2021 Actual as of 3/31/21	FY 2021 - 2022 Budget
Conference fees and registrations (non AWWA/HWWA)	Would like to send CM Staff to water related construction project management/inspection trainings off-island should beneficial conferences or webinars be available.	\$0	\$3,250	\$2,200.00	\$0		\$0

STOP -- Correct Sum at top if there are more than 400 line items

TOTAL: WU/Const/Admin/Capital Outlay - R & R/Misc. Capital Purchases **\$100 \$10,000 \$0 \$10,000 \$0 \$10,000**

Line Item	Notes	FY 2018 - 2019 Actual	FY 2019 - 2020 Budget	FY 2019 - 2020 Actual	FY 2020 - 2021 Budget	FY 2020 - 2021 Actual as of 3/31/21	FY 2021 - 2022 Budget
Miscellaneous	Initial building permit fees and other related project start-up fees	\$100	\$10,000	\$0	\$10,000	\$0	\$10,000
CK 1759 Replacement	Replace CK 1759 2002 Ford Escape		\$0				

STOP -- Correct Sum at top if there are more than 400 line items

TOTAL: WU/Const/Admin/Capital Outlay - Expansion/Misc. Capital Purchases **\$0 \$100,000 \$0 \$10,000 \$0 \$10,000**

Line Item	Notes	FY 2018 - 2019 Actual	FY 2019 - 2020 Budget	FY 2019 - 2020 Actual	FY 2020 - 2021 Budget	FY 2020 - 2021 Actual as of 3/31/21	FY 2021 - 2022 Budget
Miscellaneous	Initial building permit fees, other related project start-up fees	\$0	\$10,000	\$0	\$10,000	\$0	\$10,000
Truck (2)	New Vehicles for new Inspectors (2 vehicles @ 45K each)		\$90,000	\$0	\$0	\$0	\$0

STOP -- Correct Sum at top if there are more than 400 line items

TOTAL: WU/Capital Outlay - R&R/Capital Projects - CM **\$3,564,521** **\$5,255,000** **\$860,742** **\$16,325,000** **\$2,661,668** **\$2,500,000**

Line Item	Notes	FY 2018 - 2019 Actual	FY 2019 - 2020 Budget	FY 2019 - 2020 Actual	FY 2020 - 2021 Budget	FY 2020 - 2021 Actual as of 3/31/21	FY 2021 - 2022 Budget
10-21-00-604-029	WU/Const/Capital Outlay/09-01, Kalaheo 1111' & 1222' Water System Improvements (Package A: 0% Yamada Tank, Package B: 34% Clearwell, Package C: 94 %Pipeline) (Total \$19.2M) Cumulative 52% R&R/48% Expansion - \$ 9,984,000			\$0	\$13,200,000	\$0	\$0
10-21-00-604-157	Kilauea 1&2 MCC (Eng Est. \$4.5M)	\$0	\$3,755,000	\$0		\$0	\$400,000
10-21-00-604-167	Kukuiofono Tank Demo (Eng. Est. \$813K)		\$100,000	\$0	\$750,000	\$0	\$1,100,000
10-21-00-604-XXX	Manoa Stream WL Emergency Repairs						\$500,000
10-21-00-604-XXX	Makaleha WL Emergency Repairs						\$500,000
10-21-00-604-035	WU/Const/Capital Outlay/XX-YY, HE-14, Eleee Booster Rehab (100% RR)	\$1,073,665		\$0			
10-21-00-604-146	WU/Const/Capital Outlay/15-07/HE-10, Reorganize Water System Pipeline connecting Hanapepe and Eleeele (6" Main Replacement) Phase I (County R/W)(78%RR)(\$2.12M)	\$2,490,856		\$860,742		\$2,554,127	
10-21-00-604-001	Paua Valley Tank Repair	\$0	\$1,400,000	\$0	\$2,375,000	\$107,541	
10-21-00-604-XXX	02-06, WKK-15 - Construct Kilauea 466 Tank, 1.0MG, Puu Pane Well 3 (R&R - 10%) (Total= \$5M)			\$0			

STOP -- Correct Sum at top if there are more than 400 line items

TOTAL: WU/Capital Outlay - Expansion/Capital Projects - CM **\$2,302,856** **\$0** **\$2,355,021** **\$0** **\$0** **\$2,500,000**

Line Item	Notes	FY 2018 - 2019 Actual	FY 2019 - 2020 Budget	FY 2019 - 2020 Actual	FY 2020 - 2021 Budget	FY 2020 - 2021 Actual as of 3/31/21	FY 2021 - 2022 Budget
10-21-00-605-118	WU/Const/Capital Outlay/WK-39-Kapaa Homestead Well No. 4 (100% Expansion)	\$ 750,000		\$ -	\$ -		\$ -
10-21-00-605-146	WU/Const/Capital Outlay/15-07/HE-01,HE-10, Reorganize Water System Pipeline connecting Hanapepe and Eleele (6" Main Replacement) Phase II (State R/W)(100% EXP)	\$1,552,856		\$ 2,086,793	\$ -		
10-21-00-605-017	Kapaia Cane Haul Road 18" Main (98.55% Exp) \$3,241,350	\$ -		\$ 268,228	\$ -		
10-21-00-605-XXX	Haena 144' Tank (0.2 MG)						\$2,500,000

STOP -- Correct Sum at top if there are more than 400 line items

TOTAL: FRC/Capital Outlay - Expansion/Capital Projects - CM **\$225,000** **\$0** **\$225,000** **\$0** **\$400,000**

Line Item	Notes	FY 2018 - 2019 Actual	FY 2019 - 2020 Budget	FY 2019 - 2020 Actual	FY 2020 - 2021 Budget	FY 2020 - 2021 Actual as of 3/31/21	FY 2021 - 2022 Budget
20-21-00-605-017	FRC/ConstCapital Outlay/18In Cane Haul Main (98.55% Expansion)						
20-21-00-605-029	FRC/Const/Capital Outlay/09-01, Kalaheo 1111' & 1222' Water System Improvements (Package A: 100% Yamada Tank, Package B: 66% Clearwell, Package C:6% Pipeline) (Total \$19.2M) Cumulative 52% R&R/48% Expansion		\$ -				
20-21-00-605-102	FRC/Const/Capital Outlay/10-01 Ani-01b anini Rd. WL DOW -Princevl						
20-21-00-605-116	FRC/Const/Capital Outlay/WK-08-Kapaa Homestead 313' 1.0 MG Tank (Ornellas) (100% FRC)		\$ -		\$ -		\$ -
20-21-00-605-155	Drill & Test Kilauea Well 3 - Construction						\$ 400,000
20-21-00-605-161	<i>Hanapēpē River Bridge, Kaumuali'i Highway, Route 50, HI STP SR50 (1) Project, Hanapēpē, Kaua'i, Hawai'i</i>		\$225,000	\$0	\$225,000	\$0	Rollover if State doesn't request funding by June 30,2021
	02-06, WKK-15 - Construct Kilauea 466 Tank, 1.0MG, Puu Pane Well 3 (Expansion - 90%)		\$0		\$0		\$0

STOP -- Correct Sum at top if there are more than 400 line items

TOTAL: BAB/Capital Outlay - R&R/Capital Projects - CM **\$1,623,383** **\$0** **\$44,514** **\$0** **\$0** **\$0**

Line Item	Notes	FY 2018 - 2019 Actual	FY 2019 - 2020 Budget	FY 2019 - 2020 Actual	FY 2020 - 2021 Budget	FY 2020 - 2021 Actual as of 3/31/21	FY 2021 - 2022 Budget
30-21-00-604-107	Bond/Const/Capital Outlay/XX-YY, KP-09 - MCC, Chlorination Facilities, Koloa Well 16-A and E and 16-B Site and Bldg Improvements (100% RR)	\$ 1,623,383		\$ 44,514			
30-21-00-604-017	Kapaia Cane Haul Road 18" Main (1.45% RR) \$3,241,350	\$ -		\$ -		\$ -	

STOP -- Correct Sum at top if there are more than 400 line items

TOTAL: BAB/Capital Outlay - Expansion/Capital Projects - CM **\$676,543** **\$0** **\$588,360** **\$6,000,000** **\$43,250** **\$7,000,000**

Line Item	Notes	FY 2018 - 2019 Actual	FY 2019 - 2020 Budget	FY 2019 - 2020 Actual	FY 2020 - 2021 Budget	FY 2020 - 2021 Actual as of 3/31/21	FY 2021 - 2022 Budget
30-21-00-605-118	Bond/Const/Capital Outlay/WK-39-Kapaa Homestead Well No. 4 (100% Expansion)	\$ 676,543		\$ 588,360		\$ 43,250	roll over funding if contract not closed out by June 30,2020
30-21-00-605-029	Bond/Const/Capital Outlay/09-01, Kalaheo 1111' & 1222' Water System Improvements (Package A: 100% Yamada Tank, Package B: 66% Clearwell, Package C:6% Pipeline) (Total \$19.2M) Cumulative 52% R&R/48% Expansion		\$ -		\$6,000,000	0	moved budget to SRF
30-21-00-605-116	BAB/Const/Capital Outlay/WK-08-Kapaa Homestead 313' 1.0 MG Tank (Ornellas) (100% Exp)		\$ -		\$ -		\$ 4,500,000 added
30-21-00-605-120	02-06, WKK-15 - Construct Kilauea 466 Tank, 1.0MG, Puu Pane Well 3 (Expansion - 90%)						\$2,500,000 added
30-21-00-605-017	Kapaia Cane Haul Road 18" Main (98.55% Exp) \$3,241,350, moved 10 W/U)				\$ -		\$ -

STOP -- Correct Sum at top if there are more than 400 line items

TOTAL: Grants/Capital Outlay - Expansion/Capital Projects - CM \$0 \$0 \$0 \$0 \$17,300,000

Line Item	Notes	FY 2018 - 2019 Actual	FY 2019 - 2020 Budget	FY 2019 - 2020 Actual	FY 2020 - 2021 Budget	FY 2020 - 2021 Actual as of 3/31/21	FY 2021 - 2022 Budget
40-21-00-604-157	Kilauea 1&2 MCC (Eng Est. \$4.5M)		\$0		\$0		\$2,600,000
40-21-00-605-029	WU/Const/Capital Outlay/09-01, Kalaheo 1111' & 1222' Water System Improvements (Package A: 0% Yamada Tank, Package B: 34% Clearwell, Package C: 94 %Pipeline) (Total \$19.2M) Cumulative 52% R&R/48% Expansion - \$ 9,984,000						\$10,200,000
40-21-00-605-116	Grants/Const/Capital Outlay/WK-08-Kapaa Homestead 313' 1.0 MG Tank (Ornellas) (100% Exp)		\$ -		\$ -		\$ 4,500,000

STOP -- Correct Sum at top if there are more than 400 line items

TOTAL: SRF/Capital Outlay - Expansion/Capital Projects - CM **\$0** **\$0** **\$0** **\$0** **\$10,000,000**

Line Item	Notes	FY 2018 - 2019 Actual	FY 2019 - 2020 Budget	FY 2019 - 2020 Actual	FY 2020 - 2021 Budget	FY 2020 - 2021 Actual as of 3/31/21	FY 2021 - 2022 Budget
60-21-00-604-XXX	AMI Meter Replacement		\$0		\$0		\$10,000,000

STOP -- Correct Sum at top if there are more than 400 line items

TOTAL: SRF/Capital Outlay - Expansion/Capital Projects - CM **\$0** **\$0** **\$6,000,000** **\$0** **\$4,300,000**

Line Item	Notes	FY 2018 - 2019 Actual	FY 2019 - 2020 Budget	FY 2019 - 2020 Actual	FY 2020 - 2021 Budget	FY 2020 - 2021 Actual as of 3/31/21	FY 2021 - 2022 Budget
60-21-00-605-029	SRF/Const/Capital Outlay/09-01, Kalaheo 1111' & 1222' Water System Improvements (Package A: 100% Yamada Tank, Package B: 66% Clearwell, Package C:6% Pipeline) (Total \$19.2M) Cumulative 52% R&R/48% Expansion		\$ -		\$6,000,000	0	\$4,300,000

STOP -- Correct Sum at top if there are more than 400 line items

Account	Description	FY 2018-2019 Actual	FY 2019-2020 Budget	FY 2019-2020 Actual	FY 2020-2021 Budget	FY 2020-2021 Actual as of 3/31/21	FY 2021-2022 Budget
Water Utility Fund		256,100	1,688,550	438,071	1,811,400	133,586	1,662,400
10-22-10-540-010	WU/Plan/Admin/Professional Services	\$237,171	\$1,635,000	\$430,041	\$1,785,000	\$112,480	\$1,635,000
10-22-10-561-000	WU/Plan/Admin/Repairs and Maintenance Other than Wate	\$0	\$0	\$0	\$6,500	\$0	\$0
10-22-10-563-000	WU/Plan/Admin/Operating Supplies	\$332	\$1,000	\$162	\$500	\$2,453	\$1,000
10-22-10-570-010	WU/Plan/Admin/Books, Publications, Subscriptions, and Memberships (NEW)	\$0	\$3,000	\$0	\$3,400	\$0	\$3,900
10-22-10-571-010	WU/Plan/Admin/Training and Development	\$11,050	\$18,000	\$1,100	\$16,000	\$18,653	\$18,000
10-22-10-572-010	WU/Plan/Admin/Travel & Per Diem	\$7,547	\$25,600	\$5,888	\$0	\$0	\$0
10-22-10-573-010	WU/Plan/Admin/Meeting Expense (NEW)	\$0	\$5,950	\$880	\$0	\$0	\$4,500
	SUMMARY OF OPERATING EXPENSES	\$256,100	\$1,688,550	\$438,071	\$1,811,400	\$133,586	\$1,662,400
10-22-00-604-999	WU/Plan/Capital Outlay - Rehabilitation and Replacement/Misc. Capital Purchases	\$0	\$0	\$0	\$0	\$0	\$0
10-22-00-605-999	WU/Plan/Capital Outlay - Expansion/Misc. Capital Purchases	\$0	\$0	\$0	\$0	\$0	\$0
	SUMMARY OF CAPITAL PURCHASES	\$0	\$0	\$0	\$0	\$0	\$0
	SUMMARY OF OPERATING EXPENSES	\$256,100	\$1,688,550	\$438,071	\$1,811,400	\$133,586	\$1,662,400
	SUMMARY OF CAPITAL PURCHASES	\$0	\$0	\$0	\$0	\$0	\$0
	OPERATING EXPENSES PLUS CAPITAL OUTLAY	256,100	1,688,550	438,071	1,811,400	133,586	1,662,400

TOTAL: WU/Plan/Admin/Professional Services

\$237,171 \$1,635,000 \$430,041 \$1,785,000 \$112,480 \$1,635,000

Line Item	Notes	FY 2018-2019 Actual	FY 2019-2020 Budget	FY 2019-2020 Actual	FY 2020-2021 Budget	FY 2020-2021 Actual as of 3/31/21	FY 2021-2022 Budget
Kauai Watershed Alliance	Renewal of Annual Request		\$250,000		\$250,000		\$250,000
USGS Ground Monitoring Program	Renewal - Joint Funding Agreement (KDOW - USGS) Ground-Monitoring Program		\$45,000		\$45,000		\$45,000
Water Use and Development Plan Update	Job WRP 01, Contract 535, Contract Amount: \$514,000.00 (Encumbured)		\$0		\$0		
Hydraulic Model Update	Updating and Calibrating the existing hydraulic model		\$300,000		\$300,000		\$300,000
WP 2040	Assist DOW to create WP 2040		\$1,040,000		\$1,040,000		\$1,040,000
As Needed Services	As Needed Services - Planning Review				\$150,000		

Note:

TOTAL: WU/Plan/Admin/Repairs and Maintenance Other than Water System

\$6,500

\$0

Line Item	Notes	FY 2018 - 2019 Actual	FY 2019-2020 Budget	FY 2019 - 2020 Actual	FY 2020 -2021 Budget	FY 2020-2021 Actual as of 3/31/21	FY 2021-2022 Budget
XC2	Moved budget line item from IT Budget.				\$1,500		
Innovyze	Moved budget line item from IT Budget.			\$ -	\$5,000	\$ -	
*Moved from IT budget - 2020							
*Move back to IT Budget - 2021							

TOTAL: WU/Plan/Admin/Operating Supplies

\$332

\$1,000

\$162

\$500

\$2,453

\$1,000

Line Item	Notes	FY 2018-2019 Actual	FY 2019-2020 Budget	FY 2019-2020 Actual	FY 2020-2021 Budget	FY 2020-2021 Actual as of 3/31/21	FY 2021-2022 Budget
Fire Hydrant Testing Kit	Fire Hydrant Flow Testing Tools & Equipment to Calibrate Hydraulic Model						
Equipment and Supplies	Annual replacement of steel toe boots, hard hats, safety vests, ear protection, office workstation ergonomics, etc. As Needed Field Equipment (e.g. traffic cones, misc tools, field tablet, etc.) and supplies.		\$1,000		\$500		\$500
Books / Manuals / Reference Materials	Purchase 10th Edition Manual of Cross -Connection Control, Uniform Plumbing Code, AWWA Manuals, etc. This is not a new request, line item is usually included in Admin's budget, however it would be better to have it with WRP for budget and accounting transparency.						\$500

TOTAL: WU/Plan/Admin/Books, Publications, Subscriptions, and Memberships (NEW) **\$0** **\$3,000** **\$0** **\$3,400** **\$3,900**

Line Item	Notes	FY 2018-2019 Actual	FY 2019-2020 Budget	FY 2019-2020 Actual	FY 2020-2021 Budget	FY 2020-2021 Actual as of 3/31/21	FY 2021-2022 Budget
American Planning Association	Annual membership fee for Water Resources and Planning Division representatives to attend and participate in Planning events and updates as it relates to the water industry and other stakeholders and utilities.		\$1,000		\$1,400		\$1,600
Books/Manuals/Reference Materials	Annual purchase of reference material as required: Cross-Connection Control Manual, Uniform Plumbing Code, AWWA Manuals, etc. relating to the Water Resources and Planning Division functional responsibility.		\$1,000		\$500		\$500
SkillPath Seminars, Inc.	Annual membership for Water Resouces and Planning staff to obtain professional development by participation in live hosted seminars, live webinars and on-demand training provided by the SkillPath Seminars, Inc. Additionally, it is a resource to assist and provide professional development of the Water Resources Division staff with on-demand internet training.		\$1,000		\$1,500		\$1,800

TOTAL: WU/Plan/Admin/Training and Development

\$11,050

\$18,000

\$1,100

\$16,000

\$18,653

\$18,000

Line Item	Notes	FY 2018-2019 Actual	FY 2019-2020 Budget	FY 2019-2020 Actual	FY 2020-2021 Budget	FY 2020-2021 Actual as of 3/31/21	FY 2021-2022 Budget
ESRI ArcMAP/GIS - Innovyze InfoWater Training Classes	On-site or off-island training courses for the Department's GIS & hydraulic modeling supervisors and implementors. The training courses will include updated and advanced GIS and hydraulic modeling concepts, utilization and implementation.		\$15,000		\$14,000		\$16,000
Training - Various	As needed on-island and/or off-island training to assist with the professional development of the Water Resources and Planning Division's staff. (i.e. Law, Legislation & Regulation updates & changes, GIS & GPS Concepts, Microsoft Training, Business Writing, etc).		\$3,000		\$2,000		\$2,000
Innovyze InfoWater subscription Renewal	Hydraulic Model (Innovyze) Maintenance and Support renewal.		\$0		\$0		
ESRI User Conference	Registration for one (1) staff member to attend the annual ESRI User Conference. Annual ESRI User Conference includes GIS classes, hands on software training, water & utility user group sessions and networking to assist with the professional development of ESRI users. ESRI Users Conference attendees will learn & understand updates and advancements in ESRI GIS services, support and best practices to continue to advance the Department's GIS & hydraulic modeling program.		\$0		\$0		
American Backflow Prevention Association Conference	Registration for two (2) staff members to attend the American Backflow Prevention Association Annual Conference. The American Backflow Prevention Association Annual conference includes, backflow prevention continuing education, backflow prevention device testing certification classes, hands on backflow prevention device training and professional networking with industry professionals to assist with the professional development of backflow prevention implementors. Attendees will learn & understand updates and advancements in backflow prevention research and best practices to continue to advance the Department's backflow prevention program.		\$0		\$0		

TOTAL: WU/Plan/Admin/Travel & Per Diem

\$7,547

\$25,600

\$5,888

\$0

\$0

Line Item	Notes	FY 2018-2019 Actual	FY 2019-2020 Budget	FY 2019-2020 Actual	FY 2020-2021 Budget	FY 2020-2021 Actual as of 3/31/21	FY 2021-2022 Budget
ESRI User Conference	Travel accommodations and per diem for one (1) staff member to attend the annual ESRI User Conference. (Estimate: air fare \$1000, lodging & ground transportation \$2400, per diem \$1350)		\$4,300		\$0		\$0
ESRI Water Conference	Travel accommodations and per diem for one (1) staff member to attend the annual ESRI Water Utilities Conference. (Estimate: air fare \$1000, lodging & ground transportation \$2400, per diem \$1350)				\$0		\$0
American Backflow Prevention Association Conference	Travel accommodations and per diem for one (1) staff member to attend the American Backflow Prevention Association Conference. (Estimate: air fare \$1000, lodging & ground transportation \$1750, per diem \$1000)		\$3,400		\$0		\$0
Hydraulic Modelers Committee	Travel accommodations and per diem for two (2) staff members to attend the quarterly, four (4), Hydraulic Modelers Committee training & meetings. (Estimate: air fare \$1750, lodging & ground transportation \$2500, per diem \$1500)		\$5,200		\$0		\$0
Conference/Training - Various	Travel accommodations and per diem for seven (7) staff member trips to attend off island training & meetings. (Estimate: air fare \$1550, lodging & ground transportation \$2200, per diem \$1350).	\$20	\$5,000		\$0		\$0
American Planning Association Conference	Travel accommodations and per diem for two (2) staff members to attend the American Planning Association Conference. (Estimate: air fare \$2000, lodging & ground transportation \$4000, per diem \$2500)		\$7,700		\$0		\$0

TOTAL: WU/Plan/Admin/Registration Expenses

\$0 \$5,950 \$880 \$0 \$4,500

Line Item	Notes	FY 2018-2019 Actual	FY 2019-2020 Budget	FY 2019-2020 Actual	FY 2020-2021 Budget	FY 2020-2021 Actual	FY 2021-2022 Budget
American Backflow Prevention Association Conference	Registration for one (1) staff member to attend the American Backflow Prevention Association Annual Conference. The American Backflow Prevention Association Annual conference includes, backflow prevention continuing education, backflow prevention device testing certification classes, hands on backflow prevention device training and professional networking with industry professionals to assist with the professional development of backflow prevention implementors. Attendees will learn & understand updates and advancements in backflow prevention research and best practices to continue to advance the Department's backflow prevention program.		\$650		\$0		\$650
American Planning Association Conference	Registration for two (2) staff members to attend the American Planning Association Annual Conference. The American Planning Association Annual conference includes, planning area continuing education, focused water utility classes and training and professional networking with industry professionals to assist with the professional development of Planners. Attendees will learn & understand updates and advancements in planning research and best practices to continue to advance the Department's water planning and outreach program.		\$1,500		\$0		\$1,000
Conference/Training - Various - Registration	Registration fees for staff to attend various on-island and off-island professional development training and webinars.		\$2,000		\$0		\$1,000
ESRI User Conference	Registration for one (1) staff member to attend the annual ESRI User Conference. Annual ESRI User Conference includes GIS classes, hands on software training, water & utility user group sessions and networking to assist with the professional development of ESRI users. ESRI Users Conference attendees will learn & understand updates and advancements in ESRI GIS services, support and best practices to continue to advance the Department's GIS & hydraulic modeling program.		\$1,800		\$0		\$1,200
ESRI Water Utilities Conference	Registration for one (1) staff member to attend the annual ESRI Water GIS Conference. Annual ESRI Water GIS Conference includes GIS classes, hands on software training, water utility specific group sessions and networking to assist with the professional development of ESRI users. ESRI Water GIS Conference attendees will learn & understand updates and advancements in ESRI GIS services, support and best practices to continue to advance the Department's GIS & hydraulic modeling program.				\$0		\$650

*NOTE: For 2020 and 2021 - all conferences are intended to be hosted as virtual events. Registration fees are required for participation.

Account	Description	FY 2018-2019 Actual	FY 2019-2020 Budget	FY 2019-2020 Actual	FY 2020-2021 Budget	FY 2020-2021 YTD Actual as of 3/31/21	FY 2021-2022 Proposed
Water Utility Fund		\$ 225,159	\$ 253,373	\$ 138,232	\$ 593,968	\$ 114,254	\$ 249,106
10-30-20-540-010	WU/Bill/Collection/Professional Services - General	\$ 56,245	\$ -	\$ -	\$ 100,000	\$ -	\$ -
10-30-20-541-010	WU/Bill/Collection/Other Services	\$ 20,918	\$ 35,100	\$ 15,083	\$ 26,700	\$ 15,788	\$ 26,700
10-30-20-541-020	WU/Bill/Collection/Billing Costs	\$ 143,393	\$ 206,658	\$ 117,017	\$ 179,418	\$ 94,836	\$ 214,556
10-30-20-561-000	WU/Bill/Collection/Repairs & Maintenance - Other Than Water System				\$ 280,000	\$ -	\$ -
10-30-20-563-000	WU/Bill/Collection/Operating Supplies	\$ 2,688	\$ 4,500	\$ 4,323	\$ 4,500	\$ 3,630	\$ 4,500
10-30-20-570-010	WU/Bill/Collection/Books, Publications, Subscriptions, and Memberships	\$ -	\$ 350	\$ -	\$ 350	\$ -	\$ 350
10-30-20-571-010	WU/Bill/Collection/Training and Development	\$ 550	\$ 3,000	\$ -	\$ 3,000	\$ -	\$ 3,000
10-30-20-572-010	WU/Bill/Collection/Travel and Per Diem	\$ 1,365	\$ 3,765	\$ 1,809	\$ -	\$ -	\$ -
10-30-20-573-010	WU/Bill/Collection/Meeting Expense				\$ -	\$ -	\$ -
Miscellaneous Capital Purchases		\$24,514	\$0	\$0	\$159,000	\$8,559	\$875,000
10-30-00-604-999	WU/Bill/Collection/Capital Outlay - R&R/Misc. Capital Purchases	\$ 24,514	\$ -	\$ -	\$ 159,000	\$ 8,559	\$ 50,000
10-30-00-605-999	WU/Bill/Collection/Capital Outlay - Expansion/Misc. Capital Purchases		\$0	\$0	\$0	\$0	\$825,000
	SUMMARY OF OPERATING EXPENSES	<u>\$ 225,159</u>	<u>\$ 253,373</u>	<u>\$ 138,232</u>	<u>\$ 593,968</u>	<u>\$ 114,254</u>	<u>\$ 249,106</u>
	SUMMARY OF CAPITAL PURCHASES	<u>\$ 24,514</u>	<u>\$ -</u>	<u>\$ -</u>	<u>\$ 159,000</u>	<u>\$ 8,559</u>	<u>\$ 875,000</u>
	OPERATING EXPENSES PLUS CAPITAL OUTLAY	<u>\$ 249,673</u>	<u>\$ 253,373</u>	<u>\$ 138,232</u>	<u>\$ 752,968</u>	<u>\$ 122,813</u>	<u>\$ 1,124,106</u>

TOTAL: WU/Bill/Collection/Professional Services - General **\$56,245** **\$0** **\$100,000** **\$0** **\$0**

Line Item	Notes	FY 2018-2019 Actual	FY 2019-2020 Budget	FY 2019-2020 Actual	FY 2020-2021 Budget	FY 2020-2021 Actual as of 3/31/21	FY 2021-2022 Budget
Project Management	To implement online and credit card payments options			\$0	\$0		\$0
CC&B Support and Change Requests	CC&B Software & Hardware Support - Kauai cost allocation						
Project Management	Alternative Billing Software			\$0	\$0		\$0
Consulting Services	Billing Software Services				\$100,000		\$0

TOTAL: WU/Bill/Collection/Other Services

\$20,918

\$35,100

\$15,083

\$26,700

\$15,788

\$26,700

Line Item	Notes	FY 2018-2019 Actual	FY 2019-2020 Budget	FY 2019-2020 Actual	FY 2020-2021 Budget	FY 2020-2021 Actual as of 3/31/21	FY 2021-2022 Budget
Armored Car Service	Deposit pick up from DOW to Bank institution		\$11,100		\$8,700		\$8,700
Lock box service	Bank fees / Lock box processing fees (moved from 541-020)		\$24,000		\$18,000		\$18,000

WU/Bill/Collection/Repairs &
TOTAL: Maintenance - Other Than Water
 System

\$280,000

\$280,000

\$0

Line Item	Notes	FY 2018 - 2019 Actual	FY 2019-2020 Budget	FY 2019 - 2020 Actual	FY 2020 -2021 Budget	FY 2020-2021 Actual as of 3/31/21	FY 2021-2022 Budget
CCnB Cloud Hosting Services	Multi-year contract	\$ -	\$250,000	\$ -	\$250,000	\$ -	\$0
Customer Care & Billing License	Oracle License - Technical Support	\$ -	\$30,000	\$ -	\$30,000	\$ -	\$0

Note: These items were moved from IT budget.

TOTAL: WU/Bill/Collection/Training and Development \$550 \$3,000 \$0 \$3,000 \$0 \$3,000

Line Item	Notes	FY 2018-2019 Actual	FY 2019-2020 Budget	FY 2019-2020 Actual	FY 2020-2021 Budget	FY 2020-2021 Actual as of 3/31/21	FY 2021-2022 Budget
Staff Training	CC&B and/or new CIS billing			\$0		\$0	\$0
Staff development trainings	Customer Service trainings			\$3,000		\$3,000	\$3,000

TOTAL: WU/Bill/Collection/Travel and Per Diem

\$1,365

\$3,765

\$1,809

\$0

\$0

\$0

Line Item	Notes	FY 2018-2019 Actual	FY 2019-2020 Budget	FY 2019-2020 Actual	FY 2020-2021 Budget	FY 2020-2021 Actual as of 3/31/21	FY 2021-2022 Budget
Staff Travel	Coordination w/ HBWS, Maui water departments (\$200+20)*3		\$0				
GFOA Conference - GASB or GAAP Trainings	Continuing Education for GASB and GAAP updates		\$3,765		\$0		\$0
	Airfare for 1 (\$1,400)						
	Hotel (\$240*5)						
	Per diem (\$145*7)						
	Miscellaneous (\$150)						

TOTAL: WU/Bill/Collection/Capital Outlay - R&R/Misc. **\$24,514** **\$0** **\$0** **\$159,000** **\$8,559** **\$50,000**
 Capital Purchases

Line Item	Notes	FY 2019-2020 Actual	FY 2019-2020 Budget	FY 2019-2020 Actual	FY 2020-2021 Budget	FY 2020-2021 Actual as of 3/31/21	FY 2021-2022 Budget	New Request?
2W pick up truck	Replace CK 2067, 2009 Ford P/U truck with 162,000 miles		\$0					
AWD Compact SUV	Replace CK 2162, 2012 TYT RAV4 with 153,119 miles				\$35,000		\$0	
AWD Compact SUV	Replace CK 2160, 2012TYT RAV4 with 137,284 miles				\$35,000		\$0	
Lobby	Lobby Assessment (Acoustics & Slippery surface floor)		\$0		\$50,000		\$50,000	No
Customer Service Counter	Improvement				\$30,000			
AMR Software/Trimble Handhelds	Handhelds for Meter Readers				\$9,000			

TOTAL: WU/Bill/Collection/Capital Outlay -
Expansion/Misc. Capital Purchases

\$10,000

\$0

\$825,000

Line Item	Notes	FY 2019-2020 YTD Actual as of 2/28/19	FY 2019-2020 Proposed Budget	FY 2019-2020 Actual	FY 2020-2021 Budget	FY 2020-2021 Actual as of 3/31/21	FY 2021-2022 Budget	New Request?
New Billing System	Implementation of a New Customer Information System (CIS) for Billing & Collection.		\$0				\$800,000	Yes
Kiosk							\$25,000	Yes

Account	Description	FY 2018-2019 Actual	FY 2019-2020 Budget	FY 2019-2020 Actual	FY 2020-2021 Budget	FY 2020-2021 YTD Actual as of 3/31/21	FY 2021-2022 Proposed
Water Utility Fund		\$ 153,017	\$ 373,845	\$ 104,254	\$ 558,210	\$ 110,881	\$ 401,510
10-31-10-540-010	WU/Acctg/Admin/Professional Services - General	\$56,876	\$206,000	\$6,988	\$381,600	\$7,400	\$241,600
10-31-10-540-020	WU/Acctg/Admin/Accounting and Auditing	\$58,668	\$106,800	\$69,900	\$106,800	\$72,000	\$106,800
10-31-10-541-010	WU/Acctg/Admin/Other Services - General	\$10,031	\$25,200	\$13,924	\$21,600	\$16,056	\$21,600
10-31-10-561-000	WU/Acctg/Admin/Repairs & Maintenance - Other than Water System				\$13,700		\$0
10-31-10-562-000	WU/Acctg/Admin/Office Supplies	\$20,307	\$22,000	\$11,901	\$22,000	\$12,755	\$22,000
10-31-10-563-000	WU/Acctg/Admin/Operating Supplies	\$2,184	\$3,000	\$992	\$6,000	\$730	\$3,000
10-31-10-570-010	WU/Acctg/Admin/Books, Publications, Subscriptions, and Memberships	\$200	\$760	\$150	\$760	\$150	\$760
10-31-10-571-010	WU/Acctg/Admin/Training and Development	\$1,075	\$2,000	\$187	\$5,750	\$1,790	\$5,750
10-31-10-572-010	WU/Acctg/Admin/Travel & Per Diem	\$3,675	\$4,485	\$212	\$0	\$0	\$0
10-31-10-573-010	WU/Acctg/Admin/Meeting Expense	\$0	\$600	\$0	\$0	\$0	\$0
Capital Purchases		\$0	\$3,000	\$0	\$0	\$0	\$0
10-31-00-605-999	WU/Bill/Collection/Capital Outlay - Expansion/Misc. Capital Purchases	\$ -	\$ 3,000	\$ -	\$ -	\$ -	\$ -
SUMMARY OF OPERATING EXPENSES		\$ 153,017	\$ 370,845	\$ 104,254	\$ 558,210	\$ 110,881	\$ 401,510
SUMMARY OF CAPITAL OUTLAY/ MISC. CAPITAL PURCHASES		\$ -	\$ -	\$ -	\$ -	\$ -	\$ -
OPERATING EXPENSES PLUS CAPITAL OUTLAY		\$ 153,017	\$ 373,845	\$ 104,254	\$ 558,210	\$ 110,881	\$ 401,510

TOTAL: WU/Acctg/Admin/Professional Services - General

\$56,876 \$206,000 \$6,988 \$381,600 \$7,400 \$241,600

Line Item	Notes	FY 2018-2019 Actual	FY 2019-2020 Budget	FY 2019-2020 Actual	FY 2020-2021 Budget	FY 2020-2021 YTD Actual as of 3/31/21	FY 2021-2022 Proposed	New Request ?
Bond Counsel	County's allocation to DOW. County makes all decisions regarding issuing and refunding bonds.		\$15,000		\$15,000		\$15,000	No
Actuarial & Valuation Services	OPEB - Other Post Employment Benefits & ERS - County and/or State - fees and costs allocation to DOW.		\$15,000		\$20,600		\$20,600	No
Workers Comp Actuarial Valuation	County's allocation to DOW. County makes all decisions regarding procurement and use of these services.		\$6,000		\$6,000		\$6,000	No
New Water Rate Study for FY 2017-2022	Financial Planning & Rate analysis		\$20,000		\$20,000		\$100,000	Yes
Consulting Services	To assist DOW develop Financial Policies on Financial Planning, Capital Improvement Planning and Prioritization, Debt Issuance and Development of a Capital & Operating Expenditures Budget		\$150,000		\$100,000		\$100,000	
Project Management	Complete Implementation of GP, Office 365 and Sharepoint				\$220,000			

TOTAL: WU/Acctg/Admin/Accounting and Auditing **\$58,668** **\$106,800** **\$69,900** **\$106,800** **\$72,000** **\$106,800**

Line Item	Notes	FY 2018-2019 Actual	FY 2019-2020 Budget	FY 2019-2020 Actual	FY 2020-2021 Budget	FY 2020-2021 YTD Actual as of 3/31/21	FY 2021-2022 Proposed	New Request ?
Auditor	Annual financial audit (FY 2016).		\$86,800		\$86,800	\$72,000	\$86,800	No
Consultant	Consulting services as needed.		\$20,000		\$20,000		\$20,000	No.

TOTAL: WU/Acctg/Admin/Other Services - General \$10,031 \$25,200 \$13,924 \$21,600 \$16,056 \$21,600

Line Item	Notes	FY 2018-2019 Actual	FY 2019-2020 Budget	FY 2019-2020 Actual	FY 2020-2021 Budget	FY 2020-2021 YTD Actual as of 3/31/21	FY 2021-2022 Proposed	New Request ?
Bank Service Fees	Analysis Charge (Average \$1800 per month)		\$25,200		\$21,600	\$16,056	\$21,600	No

TOTAL: WU/Acctg/Admin/Other Services -
General

\$13,700

\$0

Line Item	Notes	FY 2018 - 2019 Actual	FY 2019-2020 Budget	FY 2019-2020 Actual	FY 2020-2021 Budget	FY 2020-2021 YTD Actual as of 3/31/21	FY 2021-2022 Proposed	New Request ?
Great Plains	Maintenance & Support				\$9,700		\$0	No
Paramount	Maintenance & Support				\$4,000		\$0	No

Note: Moved these items from IT budget.

TOTAL: WU/Acctg/Admin/Office Supplies**\$20,307****\$22,000****\$11,901****\$22,000****\$12,755****\$22,000**

Line Item	Notes	FY 2018-2019 Actual	FY 2019-2020 Budget	FY 2019-2020 Actual	FY 2020-2021 Budget	FY 2020-2021 YTD Actual as of 3/31/21	FY 2021-2022 Proposed	New Request ?
Copy Paper			\$5,000		\$5,000		\$5,000	No
Office Supplies	Pens, Pencils, Writing Pads, Binders, Storage Boxes, Folders, Note Pads, Etc		\$5,000		\$5,000		\$5,000	No
Freight (Office Supplies)			\$1,000		\$1,000		\$1,000	No
Miscellaneous Forms	Letterheads, envelopes, booklet covers		\$2,000		\$2,000		\$2,000	No
Janitorial Supplies			\$7,000		\$7,000		\$7,000	No
Zee Medical	Front Office		\$2,000		\$2,000		\$2,000	
Office and Desk Accessories			\$0		\$0		\$0	No

TOTAL: WU/Acctg/Admin/Operating Supplies

\$2,184

\$3,000

\$992

\$6,000

\$730

\$3,000

Line Item	Notes	FY 2018-2019 Actual	FY 2019-2020 Budget	FY 2019-2020 Actual	FY 2020-2021 Budget	FY 2020-2021 YTD Actual as of 3/31/21	FY 2021-2022 Proposed	New Request ?
Miscellaneous supplies	Binders and other specialty items not included in the Admin office supply budget		\$1,500		\$1,500		\$1,500	No
Dual Monitors	Dual Monitors							No
Office and Desk Accessories	Ergonomic/ADA workspace fittings		\$1,500		\$1,500		\$1,500	No
New Computer System	complete set up for one new position (Asst. Waterworks Controller)				\$3,000		\$0	Yes

TOTAL: WU/Acctg/Admin/Books, Publications, Subscriptions, and Memberships **\$200 \$760 \$150 \$760 \$150 \$760**

Line Item	Notes	FY 2018-2019 Actual	FY 2019-2020 Budget	FY 2019-2020 Actual	FY 2020-2021 Budget	FY 2020-2021 YTD Actual as of 3/31/21	FY 2021-2022 Proposed	New Request ?
GFOA	Membership for controller (to secure lower rates on conference fees)		\$350		\$350	\$150	\$350	No
Subscriptions	GFOA subscriptions		\$410		\$410		\$410	No

TOTAL: WU/Acctg/Admin/Training and Development \$1,075 \$2,000 \$187 \$5,750 \$1,790 \$5,750

Line Item	Notes	FY 2018-2019 Actual	FY 2019-2020 Budget	FY 2019-2020 Actual	FY 2020-2021 Budget	FY 2020-2021 YTD Actual as of 3/31/21	FY 2021-2022 Proposed	New Request ?
Trainings	Staff training		\$2,000		\$2,000	\$1,790	\$2,000	Y
	Leadership training				\$3,750		\$3,750	

TOTAL: WU/Acctg/Admin/Travel & Per Diem

\$3,675

\$4,485

\$212

\$0

\$0

Line Item	Notes	FY 2018-2019 Actual	FY 2019-2020 Budget	FY 2019-2020 Actual	FY 2020-2021 Budget	FY 2020-2021 YTD Actual as of 3/31/21	FY 2021-2022 Proposed	New Request ?
Travel & Per Diem	GFOA Conference - Continuing Education for GAAP and GASB updates		\$3,765		\$0		\$0	NO
	Airfare for 1 (\$1,400)							
	Hotel (\$240*5)							
	Per diem (\$145*7)							
	Miscellaneous (\$150)							
Interisland meetings	Interisland travels (240 * 3)		\$720		\$0		\$0	

TOTAL: WU/Acctg/Admin/Meeting Expense **\$0** **\$600** **\$0** **\$0** **\$0**

Line Item	Notes	FY 2018-2019 Actual	FY 2019-2020 Budget	FY 2019-2020 Actual	FY 2020-2021 Budget	FY 2020-2021 YTD Actual as of 3/31/21	FY 2021-2022 Proposed	New Request ?
Registration	GFOA Conference registration		\$600		\$0		\$0	No

TOTAL: WU/Bill/Collection/Capital Outlay -
Expansion/Misc. Capital Purchases

\$0

\$3,000

\$0

\$0

\$0

Line Item	Notes	FY 2018-2019 Actual	FY 2019-2020 Budget	FY 2019-2020 Actual	FY 2020-2021 Budget	FY 2020-2021 YTD Actual as of 3/31/21	FY 2021-2022 Proposed	New Request?
New Computer System	complete set up for one new position		\$3,000					

Account	Description	FY 2018-2019 Actual	FY 2019-2020 Budget	FY 2019-2020 Actual	FY 2020-2021 Budget	3/31/21 Actual	FY 2021-2022 Proposed
Water Utility Fund		15,599,461	20,095,410	17,574,713	18,701,793	14,967,137	35,561,059
10-01-10-530-060	WU/Admin/Admin/Post-Employment Benefits (OPEB)	\$1,011,000	\$1,077,000	\$1,041,000	\$1,077,000	\$1,012,610	\$1,143,000
10-00-10-547-000	WU/Acctg/Admin/County Service Charge	\$2,174,298	\$2,136,510	\$2,174,298	\$2,174,298	\$1,630,724	\$2,174,298
10-00-90-580-000	WU/Depreciation/Depreciation**	\$6,153,980	\$7,314,750	\$7,000,563	\$6,500,000	\$5,226,668	\$7,190,082
10-00-90-581-000	WU/Depreciation/Amortization**	\$752,653	\$700,000	\$231,449	\$752,653	\$177,148	\$752,653
10-00-90-582-000	WU/Inflows/Outflows**	-\$41,932	-\$41,932	-\$41,932	-\$41,932	-\$31,449	-\$41,932
10-00-00-582-000	WU/Interest Expense	\$3,139,065	\$3,268,048	\$2,126,288	\$3,067,232	\$2,239,090	\$2,860,863
10-00-00-590-000	WU/Transfers to/from Other Funds	-\$2,987,016	\$0	\$0	\$0	\$0	\$0
10-00-00-590-001	WU/Transfers to Other Funds (DSR)	\$0	-\$200,000	\$0	\$0	\$0	\$0
10-00-00-590-002	WU/Transfers to Other Funds (ER)	\$0	\$800,000	\$0	\$0	\$0	\$0
10-00-00-602-000	WU/Loan Proceeds	\$0	\$0	\$0	\$0	\$0	\$14,300,000
10-00-00-682-000	WU/Debt Principal Expense	\$4,883,749	\$5,017,034	\$5,031,869	\$5,160,541	\$4,704,260	\$5,170,095
20-00-00-590-000	FRC/Transfers to Other Funds	\$500,000	\$0	\$0	\$0	\$0	\$2,000,000
30-31-10-541-010	Bond/Transfers to Other Funds	\$13,664	\$24,000	\$11,177	\$12,000	\$8,087	\$12,000
60-00-00-590-000	SRF/Transfers to Other Funds	\$0	\$0	\$0	\$0	\$0	\$0

**Depreciation/Amortization/Bond Inflows & Outflows - non cash budget items

TOTAL: WU/Admin/Admin/Post-Employment Benefits (OPEB) **\$1,011,000** **\$1,077,000** **\$1,041,000** **\$1,077,000** **\$1,012,610** **\$1,143,000**

Line Item	Notes	FY 2018-2019 Actual	FY 2019-2020 Budget	FY 2019-2020 Actual	FY 2020-2021 Budget	FY 2020-2021 Actual as of 3/31/21	FY 2021-2022 Budget
OPEB - ARC	Other Post employment Benefits - Annual Required Contribution per Actuarial Valuation Report as of 7/1/2020	\$1,011,000	\$1,077,000	\$1,041,000	\$1,077,000	\$1,012,610	\$1,143,000

TOTAL: WU/Acctg/Admin/County Service Charge \$2,174,298 \$2,136,510 \$2,174,298 \$2,174,298 \$1,630,724 \$2,174,298

Line Item	Notes	FY 2018-2019 Actual	FY 2019-2020 Proposed Budget	FY 2019-2020 Actual	FY 2020-2021 Budget	FY 2020-2021 Actual as of 3/31/21	FY 2021-2022 Budget
County Service Charge	2,645 - 6" @ \$804 = \$2,126,580; 28 - 4" Hydrant @ \$276.00 = \$7,728 ; 310 - Standpipes @ \$129.00 = \$39,990		\$2,136,510		\$2,174,298		\$2,174,298

TOTAL: WU/Depreciation/Depreciation**

\$6,153,980

\$7,314,750

\$7,000,563

\$6,500,000

\$5,226,668

\$7,190,082

Line Item	Notes	FY 2018-2019 Actual	FY 2019-2020 Proposed Budget	FY 2019-2020 Actual	FY 2020-2021 Budget	FY 2020-2021 Actual as of 3/31/21	FY 2021-2022 Budget
Depreciation	Depreciation based on DOW financials		\$7,314,750		\$6,500,000		\$7,190,082

TOTAL: WU/Depreciation/Amortization**

\$752,653

\$700,000

\$231,449

\$752,653

\$177,148

\$752,653

Line Item	Notes	FY 2018-2019 Actual	FY 2019-2020 Proposed Budget	FY 2019-2020 Actual	FY 2020-2021 Budget	FY 2020-2021 Actual as of 3/31/21	FY 2021-2022 Budget
Amortization	Amortization based on FY 2019 financials		\$700,000	\$231,449	\$752,653	\$177,148	\$752,653

TOTAL: WU/Inflows/Outflows**

-\$41,932

-\$41,932

-\$41,932

-\$41,932

-\$31,449

-\$41,932

Line Item	Notes	FY 2018-2019 Actual	FY 2019-2020 Proposed Budget	FY 2019-2020 Actual	FY 2020-2021 Budget	FY 2020-2021 Actual as of 3/31/21	FY 2020-2021 Budget
Amortization	Amortization based on financials		-\$41,932	-\$41,932	-\$41,932	-\$31,449	-\$41,932

TOTAL: WU/Interest Expense **\$3,440,092** **\$3,139,065** **\$3,268,048** **\$2,126,288** **\$3,067,232** **\$2,239,090** **\$2,860,863**

Line Item	Notes	FY 2016-2017 Actual	FY 2018-2019 Actual	FY 2019-2020 Proposed Budget	FY 2019-2020 Actual	FY 2020-2021 Budget	FY 2020-2021 Actual as of 3/31/21	FY 2021-2022 Budget
10-00-00-582-02	Kauai GOB 2011 A Series (97.1)			\$98,850		\$83,250		\$70,138
10-00-00-582-04	2012A Water Bonds -Refunded Part of 2005A (97.3)			\$89,238		\$83,213		\$76,088
10-00-00-582-05	2010A Series -BAB (92)			\$2,497,446		\$2,397,178		\$2,288,486
10-00-00-582-06	2005A Water Bonds, Partial Refunding of 2001 Series A (87)			\$31,463		\$17,731		\$5,625
10-00-00-582-14	DW400-0001 - Stable 1.0 MG Tank (89)			\$132,053		\$118,623		\$105,216
10-00-00-582-21	DW400-0011 - Plh 39a, Lihue Baseyard			\$23,622		\$22,103		\$20,611
10-00-00-582-08	DW404-0001 - Hanapepe 27" Pipeline (81)			\$6,894		\$5,298		\$3,686
10-00-00-582-07	DW404-0002 - Hanapepe River Crossing (80)			\$12,367		\$9,504		\$6,610
10-00-00-582-19	DW406-0001 - Kapilimao Well (99)			\$5,993		\$3,830		\$1,651
10-00-00-582-17	DW406-0003 - Kapilimao 0.5 MG Tank (94)			\$79,570		\$72,321		\$65,038
10-00-00-582-15	DW406-0005 - Kaumualii Hwy 12 inch Main Repl Elepaio (90)			\$76,186		\$68,867		\$61,516
10-00-00-582-13	DW408-0002 - Poipu Rd 16 inch main (88)			\$70,693		\$61,623		\$52,534
10-00-00-582-18	DW410-0001 - Kokolau (98)			\$9,981		\$5,583		\$1,121
10-00-00-582-10	DW410-0005 - Lihue Steel Tanks 1 & 2 (83)			\$14,498		\$12,007		\$9,503
10-00-00-582-09	DW413-0002 - Wailua Homesteads Well No. 3 (82)			\$3,930		\$3,109		\$2,286
10-00-00-582-11	DW413-0005 - Ornellas 0.2 MG Tank (84)			\$9,658		\$7,996		\$6,332
10-00-00-582-12	DW413-0006 - 16" Waterline Kuhio Hwy Wailua (85)			\$28,210		\$24,050		\$19,882
10-00-00-582-20	DW413-0008 - Wailua Houselots Main Repl			\$40,282		\$37,397		\$34,571
10-00-00-582-16	DW434-0003 - Waha, Wawae & Niho (91)			\$37,116		\$33,550		\$29,970
10-00-90-582-000	WU/bond Inflows & Outflows							

TOTAL: WU/Loan Proceeds

\$0

\$0

\$14,300,000

Line Item	Notes	FY 2018-2019 Actual	FY 2019-2020 Proposed Budget	FY 2019-2020 Actual	FY 2020-2021 Budget	FY 2020-2021 Actual as of 3/31/21	FY 2021-2022 Budget
SRF Loan	SRF Loan Proceeds						\$14,300,000

TOTAL: WU/Debt Principal Expense **\$4,717,296** **\$4,883,749** **\$5,017,034** **\$5,031,869** **\$5,160,541** **\$4,704,260** **\$5,170,095**

Line Item	Notes	FY 2016-2017 Actual	FY 2018-2019 Actual	FY 2019-2020 Proposed Budget	FY 2019-2020 Actual	FY 2020-2021 Budget	FY 2020-2021 Actual as of 3/31/21	FY 2021-2022 Budget
01-00-00-682-01	1980 FmHA (93)							
01-00-00-682-02	Kauai GOB 2011 A Series (97.1)			\$340,000		\$355,000		\$370,000
01-00-00-682-04	2012A Water Bonds -Refunded Part of 2005A (97.3)			\$170,000		\$175,000		\$180,000
01-00-00-682-05	2010A Series -BAB (92)			\$2,275,000		\$2,375,000		\$2,485,000
01-00-00-682-06	2005A Water Bonds, Partial Refunding of 2001 Series A (87)			\$290,000		\$305,000		\$225,000
01-00-00-682-14	DW400-0001 - Stable 1.0 MG Tank (89)			\$381,229		\$382,261		\$383,236
01-00-00-682-21	DW400-0011 - Plh 39a, Lihue Baseyard			\$99,579		\$100,100		\$100,590
01-00-00-682-08	DW404-0001 - Hanapepe 27" Pipeline (81)			\$37,552		\$37,924		\$38,301
01-00-00-682-07	DW404-0002 - Hanapepe River Crossing (80)			\$67,385		\$68,053		\$68,729
01-00-00-682-19	DW406-0001 - Kapilimao Well (99)			\$50,548		\$51,064		\$51,600
01-00-00-682-17	DW406-0003 - Kapilimao 0.5 MG Tank (94)			\$197,385		\$198,212		\$199,047
01-00-00-682-15	DW406-0005 - Kaunualii Hwy 12 inch Main Repl Elepaio (90)			\$205,003		\$205,655		\$206,316
01-00-00-682-13	DW408-0002 - Poipu Rd 16 inch main (88)			\$265,991		\$266,415		\$266,843
01-00-00-682-18	DW410-0001 - Kokolau (98)			\$94,895		\$96,199		\$48,655
01-00-00-682-10	DW410-0005 - Lihue Steel Tanks 1 & 2 (83)			\$67,089		\$67,397		\$67,708
01-00-00-682-09	DW413-0002 - Wailua Homesteads Well No. 3 (82)			\$21,588		\$21,707		\$21,824
01-00-00-682-11	DW413-0005 - Ornellas 0.2 MG Tank (84)			\$43,188		\$43,445		\$43,694
01-00-00-682-12	DW413-0006 - 16" Waterline Kuhio Hwy Wailua (85)			\$121,964		\$122,158		\$122,354
01-00-00-682-20	DW413-0008 - Wailua Houselots Main Repl			\$188,777		\$189,772		\$190,697
01-00-00-682-16	DW434-0003 - Waha, Wawae & Niho (91)			\$99,862		\$100,179		\$100,501

TOTAL: FRC/Transfers to Other Funds

\$0

\$500,000

\$0

\$2,000,000

Line Item	Notes	FY 2016-2017 Actual	FY 2018-2019 Actual	FY 2019-2020 Proposed Budget	FY 2019-2020 Actual	FY 2020-2021 Budget	FY 2020-2021 Actual as of 3/31/21	FY 2021-2022 Budget
Transfer to W/U	Proportionate FRC Debt Service			\$0				
	(FY 2016 = 2,500,668)							
	**recorded \$1,933,657 in FY 2017							
	** Bal of FY 2016 of 567,011 will be transferred as of 6/30/18.							
	**recorded \$600,668 in FY 2018							
	**recorded \$500,000 in FY 2019							
	**recorded \$0.0 in FY 2020							

TOTAL: Bond/Transfers to Other Funds

\$17,318

\$13,664

\$24,000

\$11,177

\$12,000

\$8,087

\$12,000

Line Item	Notes	FY 2016-2017 Actual	FY 2018-2019 Actual	FY 2019-2020 Proposed Budget	FY 2019-2020 Actual	FY 2020-2021 Budget	FY 2020-2021 Actual as of 3/31/21	FY 2021-2022 Budget
Custodial fee	BAB custodial fee & other investment costs			\$24,000		\$12,000	\$8,087	\$12,000

Operations Division

Program Budget – FY2021 - 2022

PROGRAM DESCRIPTION

The Operations Division is responsible for maintaining and operating the Department's water distribution network, water storage facilities and water producing sources. This infrastructure provides potable water to approximately 21,000 metered services in sufficient quantities, at adequate pressures, with minimum interruptions and of a quality safe and suitable for human consumption as mandated by the United States Environmental Protection Agency (USEPA) and the Safe Drinking Water Act (SDWA).

As water is an essential commodity, emergency repairs and trouble calls are provided round-the-clock on an as-needed basis. In order to accomplish its mission, the Operations' Division maintains and stocks a complete inventory of materials and supplies for assurances that repairs are completed in a timely manner. This Division handles the smaller construction projects and participates in large pipeline installation projects. It also initiates field engineering to ensure efficient operations. Along with the responsibilities of providing potable water, it provides the Department's fleet management functions and is responsible with the maintenance, repairs and replacement of vehicles and equipment.

Under the direction of the Chief of Operations, the Division consists of the Administrative Section, Plant Operations Section and the Field Operations Section. There are 58 permanent positions and 11 temporary as needed positions for the Division.

PROGRAM OBJECTIVES

Our daily activities are centered along the following:

1. Operating, monitoring, and maintaining 53 deep well pumping stations, 19 booster pumping stations along with its associated electrical motor control centers and chlorination disinfection equipment, 4 tunnel sources, 62 storage tanks, 75 control valve stations,
2. Maintaining, repairing, and replacing mechanical and electrical malfunctioning components, equipment and infrastructure to maintain water service.

3. Maintaining and repairing the Department's 49 vehicles, 1 electric car, 5 mini-excavator, 2 backhoes, 3 skid steer loaders along with their various attachments, 1- 2,000 gallon water tanker truck, 6 dump trucks, 1 portable air compressor, 11 trailers, 12 trailer-mounted generators ranging in sizes from 70 KW to 400 KW, 2 light towers, 2 riding lawn mowers and numerous motorized hand-operated construction equipment.
4. Operating, monitoring, repairing and maintaining 400+ miles of pipelines and approximately 21,000+ consumer water service connections and meters, 4,000+ valves, 2,645+ fire hydrants and standpipes.
5. Installing new service connections and meters including the replacement of defective meters and those in service for 20 years. Providing temporary water services through hydrant meter connections for construction activities like dust control and landscaping.

In addition to our daily activities, some of the major occurrences and tasks performed by the Operations Division during FY 2020-2021 were:

Personnel

- The following positions were vacated:
 - One (1) Pipefitter (Retirement)
 - One (1) Lead Pipefitter (Reallocation to Water Service Investigator II)
 - One (1) Groundskeeper (Promotion to Utility Worker)
 - One (1) Account Clerk (Transfer/Promotion to I.T.)
 - One (1) Meter Mechanic (Promotion to Lead Meter Mechanic)
 - One (1) Utility Worker (Promotion to Maintenance Worker I)
 - One (1) Construction and Maintenance Worker I (promotion to Maintenance Worker II)
 - One (1) Assistant Water Plant Operator (promotion to Water Plant Operator I)
 - One (1) Pipefitter Helper (promotion to Pipefitter)
- One (1) vacant Pipefitter filled
- One (1) vacant Construction and Maintenance Worker I position filled
- Vacant Maintenance Worker I position filled

- Vacant Groundskeeper position filled
- Vacant Water Service Investigator II position filled

- Recruitments:
 - Utility Worker
 - Lead Pipefitter
 - Pipefitter
 - Pipefitter Helper
 - Automotive Mechanic
 - Senior Account Clerk
 - Repair Shop Supervisor

Source and Storage

- Contract 699, Installation of on-site Sodium Hypochlorite generation at Kapilimao Well on-going.
- Contract 703 Waimea Well B refurbishment, on-going.
- Contract 687 Anahola Well A refurbishment, on-going
- Contract 693 Koloa Well D refurbishment, on-going

Distribution

- As of February 28, 2021, distribution system operators responded to 275 emergency calls reporting pipeline and hydrant leaks.
- As of February 28, 2021, Operations Division personnel responded to 216 Hawaii One Call Center requests from contractors and developers for water line location markings.
- Crews responded to 102 meter boxes related calls, and installed/replaced/repairs/maintained 424 meters.
- A total of 20 live taps were performed.
- A total of 19 service laterals were installed or replaced.
- Hydrant crew replaced 4 fire hydrants
- A total of 13 temporary hydrant meter applications were processed and installed.
- Operated valves on thirteen (13) occasions to allow contractors to tie-in to DOW distribution system.

Ops Inventory, Warehouse and Baseyard Area

- Old vehicles and equipment to be auctioned. Unusable were brought to Puhi Metals Recycling for disposal. Usable vehicles were refurbished for temporary use during COVID-19 Pandemic to comply with social distancing guidelines. Carpooling is discouraged.
- Contract C627 extended, MPET maintenance
- Contract C632 extended, SCADA maintenance.
- Contract C648 on-going, Air conditioning maintenance.
- Contract 686 vehicle for emergency generator mechanic, received
- Contract 696 heavy equipment trailers (3x) received
- Contract 691 Water Service Investigator truck, received
- Contract 694 utility truck, received
- Contract 695 dump truck, received
- Contract 692 hydrants and appurtenances, received

GOALS FOR THE 2021-2022 FISCAL YEAR

1. Recruit to fill vacant positions.
2. Complete offices and work stations for Operations Division at Microlab second floor.
3. Replace AMR with AMI meters.
4. Demolish old admin building.
5. Construct parking lot on old admin building site.
6. Construct temporary offices on 2nd floor Microlab.
7. Construct temporary work stations for supervisors and working supervisors.
8. Continue with progress made in converting from paper to electronic timesheets and have all Ops personnel on electronic timesheets.
9. Continue with the progress made in reminding employees to follow chain of command.
10. Continue and speed targeted pipeline and service lateral replacements.
11. Obtain quotes and execute contract for on-site generation of Sodium Hypochlorite.
12. Review and update the Department's Safety Program. Implement in daily operations.

13. Continue in-house projects of replacing transmission and main lines that are prone to breakage.
14. Continue in-house construction projects related to repair and maintenance of structures and infrastructure located within Department of Water remote sites.
15. Continue with the progress made in quickly responding to trouble and/or emergency calls.
16. Continue with the progress of having a weeklong standby crew that improved response time to leak reports received after regular office hours and on weekends and holidays.
17. Continue with the progress of reducing electric consumption.
18. Continue with the progress of reducing water loss and unbilled water.
19. Continue with the progress of replacing old and defective residential meters with new AMI meters for better billing accuracy.

Account	Description	FY 2018-2019 Actual	FY 2019-2020 Proposed	FY 2019-2020 Actual	FY 2020-2021 Proposed	FY 2020-2021 YTD Actual as of 3/31/21	FY 2021-2022 Proposed
Operating Expenses		\$5,023,638	\$6,156,677	\$5,256,892	\$6,042,177	\$3,419,375	\$6,259,796
10-40-60-540-010	WU/Ops/TandD/Professional Services - General	\$0	\$1	\$0	\$1	\$0	\$250,000
10-40-60-541-010	WU/Ops/TandD/Other Services	\$294	\$2,000	\$662	\$1,500	\$294	\$2,000
10-40-50-543-000	WU/Ops/Power/Pump/Communication Services	\$215	\$0	\$0	\$0	\$51	\$0
10-40-60-545-000	WU/Ops/TandD/Rentals and Leases	\$38,903	\$50,000	\$22,294	\$50,000	\$24,738	\$50,000
10-40-50-551-000	WU/Ops/Power/Pump/Utility Services	\$2,556,208	\$2,700,000	\$2,311,544	\$2,700,000	\$1,705,531	\$2,700,000
10-40-50-560-000	WU/Ops/PandP/Repairs and Maintenance - Water System	\$40,658	\$50,000	\$57,480	\$40,000	\$10,867	\$40,000
10-40-60-560-000	WU/Ops/TandD/Repairs and Maintenance - Water System	\$110,775	\$171,000	\$249,276	\$171,000	\$8,891	\$171,000
10-40-60-561-000	WU/Ops/TandD/Repairs and Maintenance - Other than Water System	\$73,912	\$209,000	\$108,472	\$270,000	\$137,751	\$226,200
10-40-30-563-000	WU/Ops/Source/Operating Supplies	\$52,877	\$60,000	\$86,811	\$60,000	\$19,514	\$60,000
10-40-40-563-000	WU/Ops/Purification/Operating Supplies	\$115,070	\$101,000	\$98,154	\$91,000	\$51,516	\$101,920
10-40-50-563-000	WU/Ops/PandP/Operating Supplies	\$53,144	\$185,000	\$69,278	\$35,000	\$28,429	\$35,000
10-40-60-563-000	WU/Ops/TandD/Operating Supplies	\$590,894	\$255,000	\$560,290	\$255,000	\$259,754	\$255,000
10-40-50-563-010	WU/Ops/PandP/Operating Supplies/Invty. Stock	\$0	\$15,000	\$11,873	\$15,000	\$15,149	\$15,000
10-40-60-563-010	WU/Ops/TandD/Operating Supplies/Invty. Stock	\$0	\$396,000	\$0	\$386,000	\$217,151	\$386,000
10-40-60-564-000	WU/Ops/TandD/Fuel	\$101,324	\$115,500	\$105,941	\$122,500	\$69,452	\$122,500
10-40-30-565-000	WU/Ops/Source/Bulk Water Purchase	\$1,255,770	\$1,816,176	\$1,546,547	\$1,820,176	\$855,718	\$1,820,176
10-40-60-571-010	WU/Ops/TandD/Training & Development	\$22,085	\$25,000	\$21,864	\$25,000	\$14,570	\$25,000
10-40-60-572-010	WU/Ops/TandD/Travel & Per Diem	\$6,983	\$6,000	\$5,406	\$0	\$0	\$0
10-40-60-573-010	WU/Ops/TandD/Meeting Expense	\$4,525	\$0	\$1,000	\$0	\$0	\$0
Miscellaneous Capital Purchases		\$1,253,093	\$1,065,000	\$604,686	\$789,200	\$644,755	\$514,500
10-40-00-604-999	WU/Ops/Capital Outlay - R&R/Misc. Capital Purchases	\$722,596	\$590,000	\$513,655	\$771,000	\$304,441	\$399,500
10-40-00-605-999	WU/Ops/Capital Outlay - Expansion/Misc. Capital Purchases	\$530,497	\$475,000	\$91,031	\$18,200	\$340,314	\$115,000
Capital Outlay		\$0	\$0	\$816,226	\$2,201,962	\$2,673,422	\$800,000
10-40-00-604-000	WU/Ops/Capital Outlay - R&R	\$0	\$0	\$816,226	\$2,201,962	\$2,673,422	\$800,000
10-40-00-605-000	WU/Ops/Capital Outlay - Expansion	\$0	\$0	\$0	\$0	\$0	\$350,000
	SUMMARY OF OPERATING EXPENSES	<u>\$5,023,638</u>	<u>\$6,156,677</u>	<u>\$5,256,892</u>	<u>\$6,042,177</u>	<u>\$3,419,375</u>	<u>\$6,259,796</u>
	SUMMARY OF CAPITAL PURCHASES	<u>\$1,253,093</u>	<u>\$1,065,000</u>	<u>\$604,686</u>	<u>\$789,200</u>	<u>\$644,755</u>	<u>\$514,500</u>
	SUMMARY OF CAPITAL OUTLAY	<u>\$0</u>	<u>\$0</u>	<u>\$816,226</u>	<u>\$2,201,962</u>	<u>\$2,673,422</u>	<u>\$800,000</u>
	SUMMARY OF CAPITAL OUTLAY	<u>\$0</u>	<u>\$0</u>	<u>\$0</u>	<u>\$0</u>	<u>\$0</u>	<u>\$350,000</u>
	OPERATING EXPENSES PLUS CAPITAL OUTLAY	<u>\$6,276,731</u>	<u>\$7,221,677</u>	<u>\$6,677,803</u>	<u>\$9,033,339</u>	<u>\$6,737,552</u>	<u>\$7,924,296</u>

TOTAL: WU/Ops/TandD/Professional Services - General

\$0

\$1

\$1

\$0

\$250,000

Line Item	Notes	FY 2018 - 2019 Actual	FY 2019 - 2020 Budget	FY 2019 - 2020 Actual	FY 2020 - 2021 Budget	FY 2020 - 2021 Actual as of 3/31/21	FY 2021 - 2022 Proposed
Medical Practitioner	Independent Medical Examiner - to examine employees with established patterns of sick leave abuse			\$1		\$1	
Various MCC Refurbishments PER	Preliminary Engineering Report and Assessment						
EA, Design & Permitting	Design for Kilohana Sodium Hypochlorite OSG Housing						\$250,000
Demolition	Old Admin Building Demolition (added \$100K for temporary parking lot)						\$0

TOTAL: WU/Ops/TandD/Other Services

\$294

\$2,000

\$662

\$1,500

\$294

\$2,000

Line Item	Notes	FY 2018 - 2019 Actual	FY 2019 - 2020 Budget	FY 2019 - 2020 Actual	FY 2020 - 2021 Budget	FY 2020 - 2021 Actual as of 3/31/21	FY 2021 - 2022 Proposed
One Call	One Call Center		\$2,000	\$662	\$1,500		\$2,000

TOTAL: WU/Ops/Power/Pump/Communication Services

\$215

\$0

\$0

\$51

\$0

Line Item	Notes	FY 2018 - 2019 Actual	FY 2019 - 2020 Budget	FY 2019 - 2020 Actual	FY 2020 - 2021 Budget	FY 2020 - 2021 Actual as of 3/31/21	FY 2021 - 2022 Proposed
Phone service for alarm circuits	24 circuits Budget Transferred to IT			\$0	\$0		\$0
Cell phones for standby personnel	26 phones (23 personnel, 3 for alarm surges) See IT Budget			\$0	\$0		\$0
DSL Service for employee to access SCADA from home	1 DSL Services - Budgeted in IT			\$0	\$0		\$0

TOTAL: WU/Ops/TandD/Rentals and Leases

\$38,903

\$50,000

\$22,294

\$50,000

\$24,738

\$50,000

Line Item	Notes	FY 2018 - 2019 Actual	FY 2019 - 2020 Budget	FY 2019 - 2020 Actual	FY 2020 - 2021 Budget	FY 2020 - 2021 Actual as of 3/31/21	FY 2021 - 2022 Proposed
Construction equipment rentals.	Equipment rental. (e.g. excavator, roller, loader, scissor lift, boom lift, etc.)		\$50,000		\$50,000		\$50,000

TOTAL: WU/Ops/Power/Pump/Utility Services

\$2,556,208 \$2,700,000 \$2,311,544 \$2,700,000 \$1,705,531 \$2,700,000

Line Item	Notes	FY 2018 - 2019 Actual	FY 2019 - 2020 Budget	FY 2019 - 2020 Actual	FY 2020 - 2021 Budget	FY 2020 - 2021 Actual as of 3/31/21	FY 2021 - 2022 Proposed
Pumping facility electricity	63 accounts		\$2,654,000		\$2,654,000		\$2,654,000
Tank sites and Garage Building electricity	25 Tank sites and one garage building.		\$46,000		\$46,000		\$46,000

TOTAL: WU/Ops/PandP/Repairs and Maintenance - Water System **\$40,658 \$50,000 \$57,480 \$40,000 \$10,867 \$40,000**

Line Item	Notes	FY 2018 - 2019 Actual	FY 2019 - 2020 Budget	FY 2019 - 2020 Actual	FY 2020 - 2021 Budget	FY 2020 - 2021 Actual as of 3/31/21	FY 2021 - 2022 Proposed
Pump replacement program	Including emergency pump replacement and repairs, ongoing program.		\$50,000		\$40,000	\$10,867	\$40,000

TOTAL: WU/Ops/TandD/Repairs and Maintenance - Water System **\$110,775** **\$171,000** **\$249,276** **\$171,000** **\$8,891** **\$171,000**

Line Item	Notes	FY 2018 - 2019 Actual	FY 2019 - 2020 Budget	FY 2019 - 2020 Actual	FY 2020 - 2021 Budget	FY 2020 - 2021 Actual as of 3/31/21	FY 2021 - 2022 Proposed
Outside contractual services	Includes waste management, maintaining and repairing plant facilities, maintenance of facilities, maintenance of tunnel sources, alarm circuits.		\$20,000		\$20,000		\$20,000
SCADA System Integrator Consulting and Maintenance Contract (Annually)	Outside services - Islandwide SCADA control system remote site maintenance.		\$150,000		\$150,000		\$150,000
Easement 5-1-5:23	Annual Lease - Easement for booster pump station on Wailapa		\$1,000		\$1,000		\$1,000

TOTAL: WU/Ops/TandD/Repairs and Maintenance - Other than Water System **\$73,912 \$209,000 \$108,472 \$270,000 \$137,751 \$226,200**

Line Item	Notes	FY 2018 - 2019 Actual	FY 2019 - 2020 Budget	FY 2019 - 2020 Actual	FY 2020 - 2021 Budget	FY 2020 - 2021 Actual as of 3/31/21	FY 2021 - 2022 Proposed
Rehab and Restoration Services	Roadway rehab and repairs		\$55,000		\$40,000		\$40,000
Baseyard Parking Lot	Baseyard Parking Lot		\$0		\$0		\$0
Vehicle maintenance and service	Outside repair services and maintenance.		\$55,000		\$40,000		\$40,000
Debris and HazMat Disposal	Landfill and Off-Island disposal		\$20,000		\$20,000		\$20,000
Building Equipment Repairs	Building Equipment Repairs		\$10,000		\$5,000		\$5,000
A/C & Refrigerator Maintenance	A/C & Ref. Maint. For OPS Bldg., Microlab, New Admin Bldg., Old Admin Bldg.		\$40,000		\$40,000		\$40,000
Elevator Maintenance	Elevator Maint. For New Admin Bldg., & Microlab		\$5,000		\$5,000		\$5,000
Fire Protection	Fire Extinguishers		\$4,000		\$5,000		\$5,000
Alarm Service	Alarm Services and Maintenance		\$20,000		\$20,000		\$20,000
Offices	Operations offices furnitures and equipment				\$75,000		\$50,000
MPET/MMIS	Moved from IT budget				\$20,000		\$0
Cyberlock	Cloud Hosting						\$1,200
Demolition of Old building	Demolition of Old building						\$0

TOTAL: WU/Ops/Source/Operating Supplies

\$52,877

\$60,000

\$86,811

\$60,000

\$19,514

\$60,000

Line Item	Notes	FY 2018 - 2019 Actual	FY 2019 - 2020 Budget	FY 2019 - 2020 Actual	FY 2020 - 2021 Budget	FY 2020 - 2021 Actual as of 3/31/21	FY 2021 - 2022 Proposed
Miscellaneous Rehab Projects	construction, maintenance and rehabilitation projects.		\$60,000		\$60,000	\$19,514	\$60,000
Sodium Hypochlorite On-Site Generation	Kilohana OSG						\$0

TOTAL: WU/Ops/Purification/Operating Supplies

\$115,070

\$101,000

\$98,154

\$91,000

\$51,516

\$101,920

Line Item	Notes	FY 2018 - 2019 Actual	FY 2019 - 2020 Budget	FY 2019 - 2020 Actual	FY 2020 - 2021 Budget	FY 2020 - 2021 Actual as of 3/31/21	FY 2021 - 2022 Proposed
Sodium Hypochlorite and Chlorine Gas	Chemical supplies for disinfection		\$95,000		\$85,000		\$95,200
Soda Ash	pH control for source water.		\$6,000		\$6,000		\$6,720

TOTAL: WU/Ops/PandP/Operating Supplies

\$53,144

\$185,000

\$69,278

\$35,000

\$28,429

\$35,000

Line Item	Notes	FY 2018 - 2019 Actual	FY 2019 - 2020 Budget	FY 2019 - 2020 Actual	FY 2020 - 2021 Budget	FY 2020 - 2021 Actual as of 3/31/21	FY 2021 - 2022 Proposed
Electrical parts and materials	Repair parts for plant electricians to maintain, repair, and operate electrical pumping plants, booster stations, buildings, and structures.		\$35,000		\$35,000		\$35,000
Sodium Hypochlorite on-site generation	Sodium Hypochlorite on-site generation (Moved to 10-40-30-563-000)		\$150,000				

TOTAL: WU/Ops/TandD/Operating Supplies

\$590,894

\$255,000

\$560,290

\$255,000

\$259,754

\$255,000

Line Item	Notes	FY 2018 - 2019 Actual	FY 2019 - 2020 Budget	FY 2019 - 2020 Actual	FY 2020 - 2021 Budget	FY 2020 - 2021 Actual as of 3/31/21	FY 2021 - 2022 Proposed
Meter Parts	Repair parts and field testing equipment			\$15,000	\$15,000		\$15,000
Road repair supplies	Cold mix and other roadway patching materials			\$90,000	\$85,000		\$85,000
Traffic Safety Signs and Equipment	New safety and traffic control signs.			\$8,000	\$8,000		\$8,000
Safety Equipment	Cost of safety shoes, safety glasses, PUC exams, respiratory exams, uniform shirts, safety clothing, replacement tools, equipment as mandated and required by OSHA, and collective bargaining agreements. New tools and equipment for new maintenqnce worker crew			\$35,000	\$40,000		\$40,000
Miscellaneous expenditures	damages to property, and expenditures not classified elsewhere.			\$5,000	\$5,000		\$5,000
Operational materials, supplies, and accessories.	Repair and maintenance materials for plant buildings and structures, equipment parts, pest and weed control, small tool purchases and replacements, trench patching and road repairs. (\$50K budget under 102)			\$50,000	\$50,000		\$50,000
Vehicle parts and materials	Cost of repair and maintenance of motor vehicles and power operated equipment, parts, accessories, tires, tire repairs, safety checks, batteries, and oil. (\$50K budget under 102)			\$45,000	\$45,000		\$45,000
Operational Equipment less than \$5,000 per Board Policy No. 3, Item No. 4	Furnitures & Fixtures <\$5,000.			\$2,000	\$2,000		\$2,000
Operational Equipment less than \$5,000 per Board Policy No. 3, Item No. 4	Tools and Equipment <\$5,000. Includes but not limited to purchase of new computers			\$5,000	\$5,000		\$5,000

TOTAL: WU/Ops/PandP/Operating Supplies/Invty. Stock

\$0 \$15,000 \$11,873 \$15,000 \$15,149 \$15,000

Line Item	Notes	FY 2018 - 2019 Actual	FY 2019 - 2020 Budget	FY 2019 - 2020 Actual	FY 2020 - 2021 Budget	FY 2020 - 2021 Actual as of 3/31/21	FY 2021 - 2022 Proposed
Electrical parts and materials	inventory Stock for repair parts for plant electricians to maintain, repair, and operate electrical pumping plants, booster stations, buildings, and structures.		\$15,000		\$15,000	\$15,149	\$15,000

TOTAL: WU/Ops/TandD/Operating Supplies/Invty. Stock **\$0** **\$396,000** **\$0** **\$386,000** **\$217,151** **\$386,000**

Line Item	Notes	FY 2018 - 2019 Actual	FY 2019 - 2020 Budget	FY 2019 - 2020 Actual	FY 2020 - 2021 Budget	FY 2020 - 2021 Actual as of 3/31/21	FY 2021 - 2022 Proposed
Small pipeline and service line replacement parts	Pipe and valves		\$37,000		\$37,000		\$37,000
Large inventory items	Large diameter pipe, valves, and other items in inventory		\$14,000		\$14,000		\$14,000
New & Replacement- 5/8" meters	300 ea @ \$200		\$60,000		\$60,000		\$60,000
Replacement meters, all other sizes	65 others @ \$600		\$39,000		\$39,000		\$39,000
Replacement meter boxes and covers type b	100 ea @ \$85		\$8,000		\$8,000		\$8,000
Replacement meter boxes and covers type x	100 ea @ \$115		\$3,000		\$3,000		\$3,000
Hydrant replacement	Ongoing hydrant replacement program, as needed.		\$60,000		\$85,000		\$85,000
Stock Inventory Items	Warehouse inventory parts and materials. (\$150K budget under 102)		\$125,000		\$100,000		\$100,000
SCADA Replacement Parts Inventory	Inventory parts		\$50,000		\$40,000		\$40,000

TOTAL: WU/Ops/TandD/Fuel

\$101,324

\$115,500

\$105,941

\$122,500

\$69,452

\$122,500

Line Item	Notes	FY 2018 - 2019 Actual	FY 2019 - 2020 Budget	FY 2019 - 2020 Actual	FY 2020 - 2021 Budget	FY 2020 - 2021 Actual as of 3/31/21	FY 2021 - 2022 Proposed
diesel for utility fleet	16,000 gallons at \$3.50 per gallon; includes increase due to generator use			\$56,000	\$56,000		\$56,000
gasoline for utility fleet	16,000 gallons at \$3.50 per gallon; includes increase due to new vehicles			\$56,000	\$56,000		\$56,000
Non-ethanol fuel	fuel for small engines - 1000 gallons at \$3.50 per gallon			\$3,500	\$10,500		\$10,500

TOTAL: WU/Ops/Source/Bulk Water Purchase

\$1,255,770

\$1,816,176

\$1,546,547

\$1,820,176

\$855,718

\$1,820,176

Line Item	Notes	FY 2018 - 2019 Actual	FY 2019 - 2020 Budget	FY 2019 - 2020 Actual	FY 2020 - 2021 Budget	FY 2020 - 2021 Actual as of 3/31/21	FY 2021 - 2022 Proposed
Princeville Utilities for Anini	24MG per Year x \$2.40 per thousand gallons plus \$148 per month standby charge		59,376.00		59,376.00		59,376.00
Princeville Tract Subdivision	0.7 MG per year X \$2.00 per thousand gallons plus \$6.11 per month for standby charge		\$1,900		\$1,900		\$1,900
Princeville Tank	1 MG per year X \$2.00 per thousand gallons plus \$230 per month standby charge		\$10,800		\$10,800		\$10,800
Plantation Road Tank	0.7 MG per year X \$2.00 per thousand gallons plus \$70 per month for standby charge		\$2,250		\$2,250		\$2,250
Grove Farm Water Purchase Agreement	2.5MGD @ 365 days @ \$2.00 per thousand gallons		\$1,733,750		\$1,733,750		\$1,733,750
Moloaa	0.7MG at \$1.44 per thousand gallons		\$1,000		\$5,000		\$5,000
Kalihiwai Bay Estate Water Association	1 mG @ \$5 per thousand gallons		\$5,000		\$5,000		\$5,000
Anahola Emergency Interconnection	Annual fee for interconnectoin		\$2,100		\$2,100		\$2,100
Contingency	Contingency - increasing cost		\$0				

TOTAL: WU/Ops/TandD/Training & Development

\$22,085

\$25,000

\$21,864

\$25,000

\$14,570

\$25,000

Line Item	Notes	FY 2018 - 2019 Actual	FY 2019 - 2020 Budget	FY 2019 - 2020 Actual	FY 2020 - 2021 Budget	FY 2020 - 2021 Actual as of 3/31/21	FY 2021 - 2022 Proposed
Certification classes and trainings/workshops/conferences	Training & Development		\$25,000		\$25,000	\$14,570	\$25,000
Travel and Per Diem	Moved to GL acct. 572-010						

TOTAL: WU/Ops/Capital Outlay - R&R/Misc. Capital Purchases **\$722,596** **\$590,000** **\$513,655** **\$771,000** **\$304,441** **\$399,500**

Line Item	Notes	FY 2018 - 2019 Actual	FY 2019 - 2020 Proposed	FY 2019 - 2020 Actual	FY 2020 - 2021 Budget	FY 2020 - 2021 Actual as of 3/31/21	FY 2021 - 2022 Proposed
Skid Steer Loaders	Replace 2009 Case SSL-5						\$95,000
Medium Duty 4x4 P/U Truck with Hydraulic Lift Gate	Replace CK2143 2011 Dodge RAM 1500						\$65,000
200 Gallon Skid Sprayer	Replace old Skid Sprayer						\$4,500
150 kVA Emergency Generator	Replace 28 years old Onan 150kVA Emergency Generator						\$110,000
Mini Excavator	Replace Takeuchi TB175 mini excavator						\$125,000
AMI Meter Register Sets to Replace AMR	22000 units @ approximately \$200 per set		\$250,000		\$0		
Pump and Motor Replacement	Pump and Motor Replacement - on going program		\$300,000		\$300,000		
Dump Truck	Replace CK2020 due to age and mileage						
2 trailers	Replace trailers		\$40,000				
4x4 P/U truck with Accessories	Replace CK2143 2011 Dodge RAM 1500				\$0		
Generators	150 KVA Emergency Generator (2 each)				\$100,000		
Skid Steer Loaders	Replace SSL-4 and SSL-5				\$91,000		
Purchase of a Replacement Asset Management System	\$705,000 is for 5 years total costs. Evaluate/Select Software; Develop SOP's, Maintenance, implementation Services, interfaces, testing, Training				\$50,000		
Sodium Hypochlorite on-site generation	Sodium Hypochlorite on--site generation				\$150,000		
Upgrade of Scada and Replacement of Servers	Upgrade of SCADA & Replacement of Servers - Total of 2,318,000 is for 5 year total costs; Current request is for Workstation replacements; Server upgrades; and software upgrades.				\$0		
AMI meter pilot tests					\$50,000		
Sewer Lift Station SCADA Control Panel	Replace existing lift station control panel				\$30,000		

TOTAL: WU/Ops/Capital Outlay - Expansion/Misc. Capital Purchases \$530,497 \$475,000 \$91,031 \$18,200 \$340,314 \$115,000

Line Item	Notes	FY 2018 - 2019 Actual	FY 2019 - 2020 Budget	FY 2019 - 2020 Actual	FY 2020 - 2021 Budget	FY 2020 - 2021 Actual as of 3/31/21	FY 2021 - 2022 Proposed
Light Duty Pick Up Truck	Light Duty 4x4 Pickup Truck with Hydraulic Liftgate						\$55,000
Light Duty Pick Up Truck	Light Duty 4x4 Pickup Truck for new Lead Meter Mechanic						\$45,000
Pipe Locator	Pipe locating equipment for new Water Service Investigator						\$15,000
Temporary Parking Lot	Demolish Admin Bldg/Add Temp Parking Lot						\$0
6 tablets or laptops	6 Tablets for Remote Access to DOW Assets Information		\$15,000				
18' tilt deck trailer	trailer for tractor shredder		\$10,000				
Tractor/Shredder/Sprayer	Multi-purpose Equipment for Maintenance Workers		\$45,000				
4x4 P/U truck	Multi-purpose p/u w/hydraulic lift for new Utility Worker/Meter Mechanic/Water Service Inv		\$45,000				
Dump truck/trailer/excavator	Equipment for new Equipment Operator II		\$250,000				
F450 p/u w/utility body	work truck for new Maintenance Worker Crew		\$110,000				
F150 pickup with utility body	Water Service Leak Investigator needs vehicle						
Leak Detection Equipment	Updated Equipment for Leak Detection						
Utility Cart with trailer or truck bed	Equipment for office personnel to transport transmittals and parcel deliveries. Protection from the elements						
4x4 P/U truck	service vehicle for Groundskeeper						
4x4 P/U truck	service vehicle for Field Superintendent						
Emergency Generators	Puupilo Booster-70KW; Nursery Booster-10KW; Baseyard-125KW; Wainiha Redwood-10KW						
Large Tools	Auto shop heavy duty post lift (15-18K lbs); tire Chager & tire Balancer						
Tanker Truck	Potable water tanker truck to supplement water delivery and road cleaning after repairs						
2-4x4 P/U Truck with Utility Body	Service Vehicles for Plant Electrician and Welder						
New 2-way and handheld radios	6 vehicular radios and 3 handheld						
Brake Equipment	Brake equipment for auto mechanics						
Brush mower	Mower attachment for mini-excavator with HI-Flow Kit						
Compressor	Trailer mounted compressor						
Light tower	2-trailer mounted light tower						
Inventory Scanners includes Programming and Implementation					\$18,200		

TOTAL: WU/Ops/Capital Outlay - R&R

\$0 \$0 \$816,226 \$2,201,962 \$2,673,422 \$800,000

Line Item	Notes	FY 2018 - 2019 Actual	FY 2019 - 2020 Proposed	FY 2019 - 2020 Actual	FY 2020 - 2021 Budget	FY 2020 - 2021 Actual as of 3/31/21	FY 2021 - 2022 Proposed
10-40-00-604-166	SWTP - Water Treatment Delivery Agreement with Grove Farm - R&R		\$0	\$816,226	\$2,201,962	\$2,673,422	\$0
10-40-00-604-xxx	Replace submersible pump and refurbish Wainiha Well #1						\$150,000
10-40-00-604-xxx	Offices on the second floor Microlab building						\$75,000
10-40-00-604-xxx	Replace wet barrel hydrants with dry barrel hydrants						\$25,000
10-40-00-604-xxx	Demolish Admin Bldg/Add Temp Parking Lot						\$400,000
10-40-00-604-xxx	Pump Replacement - Paua Valley						\$150,000

TOTAL: WU/Ops/Capital Outlay - R&R

\$0

\$0

\$0

\$0

\$350,000

Line Item	Notes	FY 2018 - 2019 Actual	FY 2019 - 2020 Proposed	FY 2019 - 2020 Actual	FY 2020 - 2021 Budget	FY 2020 - 2021 Actual as of 3/31/21	FY 2021 - 2022 Proposed
10-40-00-605-xxx	Work stations Operations Building						\$50,000
10-40-00-605-xxx	Satellite Operations Facility						\$300,000

175
 Department of Water
 County of Kauai
 FY 2021-2022

Employee Name	Div	Emp #	Hire Date	BU	Pos #	Position Title	Grade/Step	Salaries		Proposed Salaries (ATB 0%-No Contract / Vacancy Funding)	Benefits
Vacant	a			EM	E-19	Manager & Chief Engineer	19	\$ 137,022.00	50%	\$ 68,511.00	\$ 24,359.01
Vacant	a			03	2474	Program Support Technician I	SR-11 G	\$ 42,792.00	100%	\$ 42,792.00	\$ 18,894.23
Vacant	a			03	2493	Commission Support Clerk	SR-14 D	\$ 44,496.00	100%	\$ 44,496.00	\$ 19,128.98
Vacant (eff 1.23.20)	a			03	2479	Senior Clerk	SR-10 C	\$ 35,196.00	100%	\$ 35,196.00	\$ 16,490.09
Vacant	a			03X	2354	Secretary	SR-16 C	\$ 44,496.00	0%	\$ -	\$ -
Admin Total					4	Admin Total		\$ 304,002.00		\$ 190,995.00	\$ 78,872.32
Vacant (eff 4.01.20)	it			13	2475	Information Technology Specialist III	SR-24 C	\$ 62,136.00	100%	\$ 62,136.00	\$ 25,016.60
Information Technology Total					1	Information Technology Total		\$ 62,136.00		\$ 62,136.00	\$ 25,016.60
Vacant	e			13	2458	Civil Engineer III	SR-20 C	\$ 51,024.00	100%	\$ 51,024.00	\$ 21,499.66
Vacant	e			13	2468	Civil Engineer III (prior: CE V SR-26)	SR-20 C	\$ 51,024.00	100%	\$ 51,024.00	\$ 21,499.66
Engineering - Eng Services Subtotal					2	Engineering - Eng Services Subtotal		\$ 102,048.00		\$ 102,048.00	\$ 42,999.31
Vacant (eff 12.31.20)	cm			13	2484	Civil Engineer III	SR-22 J	\$ 72,684.00	100%	\$ 72,684.00	\$ 28,355.05
Vacant	cm			13	2355	Civil Engineer V	SR-26 L	\$ 95,652.00	100%	\$ 95,652.00	\$ 35,624.42
Engineering - CM Subtotal					4	Engineering - CM Subtotal		\$ 168,336.00		\$ 168,336.00	\$ 63,979.46
Vacant (eff 11.30.20)	wrp			EM	2428	Civil Engineer VI	EM-5	\$ 103,464.00	100%	\$ 103,464.00	\$ 38,096.92
Vacant (eff 6.01.20)	wrp			03	2445	Engineering Support Technician IV	SR-19 C	\$ 50,016.00	75%	\$ 37,512.00	\$ 15,885.47
Engineering - WR&P Subtotal					2	Engineering - WR&P Subtotal		\$ 153,480.00		\$ 140,976.00	\$ 53,982.38
Engineering Total					9			\$ 423,864.00		\$ 411,360.00	\$ 160,961.16
Vacant	f			13	2488	Accountant I	SR-18 C	\$ 47,196.00	100%	\$ 47,196.00	\$ 20,288.09
Vacant	f			13	2435	Accountant II	SR-20 H	\$ 62,136.00	100%	\$ 62,136.00	\$ 19,666.04
Fiscal - Accounting Subtotal					2	Fiscal - Accounting Subtotal		\$ 109,332.00		\$ 109,332.00	\$ 39,954.14
Fiscal Total					2	Fiscal Total		\$ 109,332.00		\$ 109,332.00	\$ 39,954.14
Vacant (eff 3.31.20)	ops-f	3330	11/01/16	01	2312	Assistant Water Plant Operator	BC-05	\$ 49,260.00	50%	\$ 24,630.00	\$ 10,470.68
Vacant	ops-p			01	2461	Water Plant Operator I	BC-11	\$ 63,876.00	100%	\$ 63,876.00	\$ 25,567.31
OPS - Water Purification Subtotal					2	OPS - Water Purification Subtotal		\$ 113,136.00		\$ 88,506.00	\$ 36,037.99
Vacant	ops-p			01	2457	Plant Electrician	BC-11	\$ 63,876.00	0%	\$ 1.00	\$ 0.32
OPS - PNP Subtotal					1	OPS - PNP Subtotal		\$ 63,876.00		\$ 1.00	\$ 0.32
Vacant	ops-a	3794	07/16/19	03	2464	Account Clerk	SR-11 C	\$ 36,564.00	100%	\$ 36,564.00	\$ 11,572.51
Vacant	ops-f			01	2405	Pipefitter Helper	BC-05	\$ 49,260.00	100%	\$ 49,260.00	\$ 20,941.35
Vacant (eff 12.31.20)	ops-f			01	2443	Pipefitter	BC-09	\$ 59,376.00	100%	\$ 59,376.00	\$ 30,454.34
Vacant	ops-f			01	2404	Lead Pipefitter	WS-09	\$ 63,012.00	100%	\$ 63,012.00	\$ 25,293.86
Vacant	ops-p			01	2614	Automotive Mechanic I	BC-10	\$ 61,632.00	100%	\$ 61,632.00	\$ 24,857.09
Vacant	ops-p			02	2618	Repair Shop Supervisor	FII-11	\$ 76,272.00	100%	\$ 76,272.00	\$ 29,490.65
Vacant	ops-f			01	2409	Water Meter Mechanic	WS-09	\$ 63,012.00	50%	\$ 32,608.50	\$ 12,995.87
Vacant (New)	ops-p			01	NEW	Mechanic Helper	BC-05	\$ 49,260.00	0%	\$ 1.00	\$ 0.32
Vacant (New)	ops-p			03	NEW	Automotive Stores Clerk	SR-10 C	\$ 35,196.00	0%	\$ 1.00	\$ 0.32
OPS - TND Subtotal					9	OPS - TND Subtotal		\$ 493,584.00		\$ 378,726.50	\$ 155,606.30
OPS Total					13	OPS Total		\$ 670,596.00		\$ 467,233.50	\$ 191,644.60
Department Total					29	Department Total		\$ 1,569,930.00		\$ 1,241,056.50	\$ 496,448.82

**Proposed Salaries and Wages
FY 2019 - 2020**

<u>Account</u>	<u>Description</u>	<u>FY 2019 - 2020 Actual</u>	<u>FY 2020-2021 Proposed Budget</u>	<u>FY 2020 - 2021 Actual as of 3/31/21</u>	<u>FY 2021-2022 Proposed Budget</u>
Water Utility Fund					
ADMIN		1,246,950.01	1,096,536.54	672,189.25	1,707,079.62
10-01-10-510-010	WU/Admin/Admin/Salaries and Wages	670,638.68	622,182.00	476,067.20	1,073,350.00
10-01-10-510-015	WU/Admin/Admin/Salaries and Wages - Other		45,000.00		45,000.00
10-01-10-510-020	WU/Admin/Admin/Temporary Assignment	4,881.68	2,000.00	3,829.57	2,000.00
10-01-10-510-030	WU/Admin/Admin/Overtime	29,160.47	30,000.00	12,442.72	30,000.00
10-01-10-510-040	WU/Admin/Admin/Standby Pay		-		-
10-01-10-520-040	WU/Admin/Admin/Compensated Annual leave	32,013.86	90,000.00		90,000.00
10-01-10-520-040	WU/Admin/Admin/Compensated CT		10,000.00		10,000.00
10-01-10-530-010	WU/Admin/Admin/FICA Taxes	45,581.47	61,137.42	34,954.13	95,651.78
10-01-10-530-020	WU/Admin/Admin/Retirement Contributions	414,583.27	181,003.68	110,694.77	289,284.00
10-01-10-530-030	WU/Admin/Admin/Life and Health Insurance	50,090.58	55,213.44	34,200.86	71,793.84
I.T.		267,531.53	335,159.79	43,729.22	373,976.74
10-02-10-510-010	WU/IT/Admin/Salaries and Wages	106,480.55	206,502.94	25,097.27	237,312.00
10-02-10-510-020	WU/IT/Admin/Temporary Assignment	19,423.30	500.00	2,889.66	500.00
10-02-10-510-030	WU/IT/Admin/Overtime	25,170.29	30,000.00	621.19	30,000.00
10-02-10-510-040	WU/IT/Admin/Standby Pay		-		-
10-02-10-530-010	WU/IT/Admin/FICA Taxes	11,790.81	18,130.72	2,884.03	20,487.62
10-02-10-530-020	WU/IT/Admin/Retirement Contributions	90,214.58	56,880.71	8,182.95	64,274.88
10-02-10-530-030	WU/IT/Admin/Life and Health Insurance	14,452.00	23,145.42	4,054.12	21,402.24
WATER QUALITY		446,605.70	351,836.82	242,814.17	346,386.09
10-10-40-510-010	WU/QualPurif/Admin/Salaries and Wages	247,435.89	254,442.00	171,332.82	250,080.00
10-10-40-510-020	WU/QualPurif/Admin/Temporary Assignment	1,058.38	1,500.00	19.49	1,500.00
10-10-40-510-030	WU/QualPurif/Admin/Overtime	3,758.54	3,000.00	750.00	3,000.00
10-10-40-510-040	WU/QualPurif/Admin/Standby Pay				
10-10-40-530-010	WU/QualPurif/Admin/FICA Taxes	17,925.11	19,809.06	14,846.72	19,475.37
10-10-40-530-020	WU/QualPurif/Admin/Retirement Contributions	165,328.62	62,146.08	47,348.26	61,099.20
10-10-40-530-030	WU/QualPurif/Admin/Life and Health Insurance	11,099.16	10,939.68	8,516.88	11,231.52
ENGINEERING		449,260.88	322,843.96	216,677.45	464,859.61
10-20-10-510-010	WU/Eng/Admin/Salaries and Wages	244,195.83	219,011.00	143,852.53	320,472.00
10-20-10-510-020	WU/Eng/Admin/Temporary Assignment	1,105.55	1,000.00	867.27	1,000.00
10-20-10-510-030	WU/Eng/Admin/Overtime	4,674.83	10,000.00	4,852.97	10,000.00
10-20-10-510-040	WU/Eng/Admin/Standby Pay				
10-20-10-530-010	WU/Eng/Admin/FICA Taxes	18,029.53	17,595.84	12,978.27	25,357.61
10-20-10-530-020	WU/Eng/Admin/Retirement Contributions	161,832.15	55,202.64	41,407.49	79,553.28
10-20-10-530-030	WU/Eng/Admin/Life and Health Insurance	19,422.99	20,034.48	12,718.92	28,476.72

<u>Account</u>	<u>Description</u>	<u>FY 2019 - 2020</u> <u>Actual</u>	<u>FY 2020-2021</u> <u>Proposed</u> <u>Budget</u>	<u>FY 2020 - 2021</u> <u>Actual as of</u> <u>3/31/21</u>	<u>FY 2021-2022</u> <u>Proposed</u> <u>Budget</u>
CONSTRUCTION MANAGEMENT		851,761.34	706,420.92	473,034.79	817,611.42
10-21-10-510-010	WU/Const/Admin/Salaries and Wages	466,552.18	477,881.00	328,372.31	571,188.00
10-21-10-510-020	WU/Cons/Admin/Temporary Assignment		2,000.00	1,176.88	2,000.00
10-21-10-510-030	WU/Cons/Admin/Overtime	4,274.06	15,000.00	991.50	15,000.00
10-21-10-510-040	WU/Cons/Admin/Standby Pay				
10-21-10-530-010	WU/Cons/Admin/FICA Taxes	32,605.36	37,858.40	25,403.96	44,996.38
10-21-10-530-020	WU/Cons/Admin/Retirement Contributions	304,847.85	118,771.44	81,806.04	141,165.12
10-21-10-530-030	WU/Cons/Admin/Life and Health Insurance	43,481.89	54,910.08	35,284.10	43,261.92
WRP		1,010,567.95	710,644.26	438,128.66	785,130.29
10-22-10-510-010	WU/Wrp/Admin/Salaries and Wages	475,071.74	468,707.50	207,097.50	527,700.00
10-22-10-510-020	WU/Wrp/Admin/Temporary Assignment	4,491.11	5,000.00	8,629.30	5,000.00
10-22-10-510-030	WU/Wrp/Admin/Overtime	71,189.31	15,000.00	87,075.95	15,000.00
10-22-10-510-040	WU/Wrp/Admin/Standby Pay				
10-22-10-530-010	WU/Wrp/Admin/FICA Taxes	39,806.97	37,386.12	24,195.31	41,899.05
10-22-10-530-020	WU/Wrp/Admin/Retirement Contributions	366,996.74	117,289.80	81,049.63	131,448.00
10-22-10-530-030	WU/Wrp/Admin/Life and Health Insurance	53,012.08	67,260.84	30,080.97	64,083.24
FISCAL-BILLING		340,523.95	864,336.29	340,523.95	841,414.32
10-30-20-510-010	WU/Bill/Colln/Salaries and Wages	430,675.43	544,665.60	348,133.61	532,668.00
10-30-20-510-020	WU/Bill/Colln/Temporary Assignment	10,870.98	5,000.00	3,597.90	5,000.00
10-30-20-510-030	WU/Bill/Colln/Overtime	44,119.63	60,000.00	9,137.19	60,000.00
10-30-20-510-040	WU/Bill/Colln/Standby Pay		-		-
10-30-20-530-010	WU/Bill/Colln/FICA Taxes	31,979.46	46,639.42	29,925.22	45,721.60
10-30-20-530-020	WU/Bill/Colln/Retirement Contributions	307,557.98	146,319.74	97,852.19	143,440.32
10-30-20-530-030	WU/Bill/Colln/Life and Health Insurance	41,307.79	61,711.53	35,691.85	54,584.40
FISCAL - ACCOUNTING		995,889.02	961,379.20	555,751.43	963,585.54
10-31-10-510-010	WU/Acctg/Admin/Salaries and Wages	486,956.02	622,746.00	337,359.18	615,252.00
10-31-10-510-020	WU/Acctg/Admin/Temporary Assignment	7,316.79	10,000.00	7,399.82	10,000.00
10-31-10-510-030	WU/Acctg/Admin/Overtime	62,251.40	60,000.00	46,994.80	60,000.00
10-31-10-510-040	WU/Acctg/Admin/Standby Pay		-		-
10-31-10-530-010	WU/Acctg/Admin/FICA Taxes	39,099.96	52,995.07	30,616.77	52,421.78
10-31-10-530-020	WU/Acctg/Admin/Retirement Contributions	357,867.93	166,259.04	96,950.58	164,460.48
10-31-10-530-030	WU/Acctg/Admin/Life and Health Insurance	42,396.92	49,379.09	36,430.28	61,451.28
OPS - PLANT - SOURCE		734,312.59	653,770.21	493,018.81	764,239.22
10-40-30-510-010	WU//Ops/Source/Salaries and Wages	396,387.25	464,124.00	333,641.00	534,696.00
10-40-30-510-020	WU/Ops/Source/Temporary Assignment	2,898.94	3,000.00	1,303.32	3,000.00
10-40-30-510-030	WU/Ops/Source/Overtime	4834.14	6,000.00	13,792.65	6,000.00
10-40-30-510-040	WU/Ops/Source/Standby Pay			4,077.84	
10-40-30-530-010	WU/Ops/Source/FICA Taxes	28,196.41	36,193.99	25,485.18	41,592.74
10-40-30-530-020	WU/Ops/Source/Retirement Contributions	270,994.96	113,549.76	84,243.50	130,487.04
10-40-30-530-030	WU/Ops/Source/Life and Health Insurance	31,000.89	30,902.46	30,475.32	48,463.44

<u>Account</u>	<u>Description</u>	<u>FY 2019 - 2020</u> <u>Actual</u>	<u>FY 2020-2021</u> <u>Proposed</u> <u>Budget</u>	<u>FY 2020 - 2021</u> <u>Actual as of</u> <u>3/31/21</u>	<u>FY 2021-2022</u> <u>Proposed</u> <u>Budget</u>
OPS - PLANT - PURIFICATION		402,700.68	373,521.31	231,785.03	442,455.03
10-40-40-510-010	WU/Ops/Purification/Salaries and Wages	172,496.57	\$ 227,005.00	145,391.50	\$ 284,034.00
10-40-40-510-020	WU/Ops/Purification/Temporary Assignment	4,913.60	1,500.00	290.63	1,500.00
10-40-40-510-030	WU/Ops/Purification/Overtime	36,977.87	30,000.00	20,741.78	30,000.00
10-40-40-510-040	WU/Ops/Purification/Standby Pay	8,730.90	10,000.00	7,485.78	10,000.00
10-40-40-530-010	WU/Ops/Purification/FICA Taxes	16,710.77	20,540.63	12,965.69	24,903.35
10-40-40-530-020	WU/Ops/Purification/Retirement Contributions	153,524.90	64,441.20	38,449.45	78,128.16
10-40-40-530-030	WU/Ops/Purification/Life and Health Insurance	9,346.07	20,034.48	6,460.20	13,889.52
OPS - PLANT - POWER & PUMPING		402,996.61	294,355.04	235,649.49	301,152.88
10-40-50-510-010	WU/Ops/PnP/Salaries and Wages	195,717.70	\$ 197,017.00	150,044.00	\$ 201,793.00
10-40-50-510-020	WU/Ops/PnP/Temporary Assignment	4,234.98	4,000.00	6,144.29	4,000.00
10-40-50-510-030	WU/Ops/PnP/Overtime	18,525.29	8,000.00	12,389.75	8,000.00
10-40-50-510-040	WU/Ops/PnP/Standby Pay				
10-40-50-530-010	WU/Ops/PnP/FICA Taxes	15,717.73	15,989.80	12,226.10	16,355.16
10-40-50-530-020	WU/Ops/PnP/Retirement Contributions	149,447.17	50,164.08	39,963.31	51,310.32
10-40-50-530-030	WU/Ops/PnP/Life and Health Insurance	19,353.74	19,184.16	14,882.04	19,694.40
OPS - FIELD - TandD		4,059,349.93	3,476,426.23	2,619,408.65	3,923,657.64
10-40-60-510-010	WU/Ops/TnD/Salaries and Wages	1,832,046.95	2,045,398.00	1,459,646.32	2,358,738.50
10-40-60-510-020	WU/Ops/TnD/Temporary Assignment	27,703.05	25,000.00	24,715.25	25,000.00
10-40-60-510-030	WU/Ops/TnD/Overtime	249,529.51	210,000.00	253,888.50	210,000.00
10-40-60-510-040	WU/Ops/TnD/Standby Pay	197,548.90	185,000.00	147,852.67	185,000.00
10-40-60-530-010	WU/Ops/TnD/FICA Taxes	163,067.06	188,602.95	143,811.05	212,573.50
10-40-60-530-020	WU/Ops/TnD/Retirement Contributions	1,393,646.84	591,695.52	411,754.46	666,897.24
10-40-60-530-030	WU/Ops/TnD/Life and Health Insurance	195,807.62	230,729.76	177,740.40	265,448.40
GRAND TOTALS		11,734,437.51	10,147,230.57	6,746,524.91	11,731,548.40
10-01-10-510-010	WU/Admin/Admin/Salaries and Wages	5,724,654.79	6,394,682.04	4,126,035.24	7,552,283.50
10-01-10-510-020	WU/Admin/Admin/Temporary Assignment	88,898.36	60,500.00	60,863.38	60,500.00
10-01-10-510-030	WU/Admin/Admin/Overtime	554,465.34	477,000.00	463,679.00	477,000.00
10-01-10-510-040	WU/Admin/Admin/Standby Pay	206,279.80	195,000.00	159,416.29	195,000.00
10-01-10-520-010	WU/Admin/Admin/Compensated Annual leave	32,013.86	90,000.00	-	90,000.00
10-01-10-520-030	WU/Admin/Admin/Compensated CT	-	10,000.00	-	10,000.00
10-01-10-530-010	WU/Admin/Admin/FICA Taxes	460,510.64	552,879.43	370,292.43	641,435.94
10-01-10-530-020	WU/Admin/Admin/Retirement Contributions	4,136,842.99	1,723,723.69	1,139,702.63	2,001,548.04
10-01-10-530-030	WU/Admin/Admin/Life and Health Insurance	530,771.73	643,445.42	426,535.94	703,780.92
Budget Increase			(719,226.27)		865,091.56

5-Year Capital Plan (Departmental Summary)

<u>DIVISION</u>	<u>FY22 TOTAL</u>	<u>FY 23</u>	<u>FY24</u>	<u>FY25</u>	<u>FY26</u>
Information Technology	\$1,124,000	\$172,000	\$91,000	\$152,000	\$131,000
Engineering	\$45,060,000	\$31,800,000	\$5,300,000	\$6,900,000	\$2,000,000
Operations	\$1,150,000	3,925,000.00	625,000.00	525,000.00	725,000.00
TOTALS	\$47,334,000	\$35,897,000	\$6,016,000	\$7,577,000	\$2,856,000

Type of Funding by Year - FY 22

<u>DIVISION</u>	<u>WUF (10)</u>	<u>Grant (40)</u>	<u>BAB (30)</u>	<u>FRC (20)</u>	<u>SRF Loan (60)</u>
Information Technology	\$1,124,000				
Engineering	\$5,200,000	\$17,300,000	\$7,000,000	\$1,260,000	\$14,300,000
Operations	1,150,000.00				
TOTALS	\$7,474,000	\$17,300,000	\$7,000,000	\$1,260,000	\$14,300,000

5-Year Capital Plan (IT)

<u>Project/Vehicle/Equipment</u>	<u>FY22</u>	<u>FY 23</u>	<u>FY24</u>	<u>FY25</u>	<u>FY26</u>
Workstation Refresh	\$45,000	\$45,000	\$47,000	\$50,000	\$52,000
Server & Storage Refresh	\$45,000	\$15,000	\$15,000	\$15,000	\$50,000
Cisco VOIP System Upgrade	\$50,000	\$2,000	\$2,000	\$40,000	\$2,000
SharePoint Improvements	\$20,000	\$10,000	\$10,000	\$10,000	\$10,000
CMDP WQ Federal Reporting System Implementation	\$20,000	\$20,000	\$5,000	\$5,000	\$5,000
Network Switch Replacement		\$40,000			
Firewall Replacement/Refresh				\$20,000	
Wireless Networking Implementation		\$30,000	\$2,000	2000	\$2,000
Website Replacement	\$30,000	\$3,000	\$3,000	\$3,000	\$3,000
Customer Billing & Asset Management Integration	\$15,000	\$2,000	\$2,000	\$2,000	\$2,000
Develop Web based GIS viewer and mapping layers	\$50,000				
New Computers/ Servers/Storage	\$20,000				
Security Camera Replacment	4,000				
Customer Billing System Replacement/Improvements	\$800,000	\$5,000	\$5,000	\$5,000	\$5,000
New Kiosk - customer self serve payment (Billing)	\$25,000				
TOTAL	\$1,124,000	\$172,000	\$91,000	\$152,000	\$131,000

5-Year Capital Plan (ENGR)

WP 2020 ID	Priority	Project/Vehicle/Equipment	FY22	FY 23	FY24	FY25	FY26	Comment
WK-39	2	Drill & Develop Kapaa Homesteads Well 4						
		Design	\$700,000					
		Construction			\$2,500,000	\$2,500,000		Potential \$2.6M grant
WKK-03	4	Kilauea Wells 1 & 2, MCC, Chlorination Facilities	\$3,000,000	\$2,000,000				\$2.6M grant with 20%
K01	5	Kalaheo Water Sytem Improvements, Packages A, B & C	\$14,500,000	\$10,000,000				\$10.2M grant with 20%
WKK-02	6	Drill & Test Kilauea Well 3 - Construction	\$400,000	\$450,000				
HW-12	7	Drill & Test Wainiha/Haena Well						
		Design	\$160,000					
		Construction		\$400,000	\$400,000			
H-08	8	Drill & Test Hanalei Well						
		Design		\$150,000				
		Construction			\$400,000	\$400,000		
WK-08	9	Kapaa Homesteads 313 Tank (1.0 MG)	\$9,000,000	\$5,500,000				Potential \$7.5M grant
PLH-27	10	Kuhio Highway (Hardy-Oxford) 16" Main Replacement						
		Design		\$500,000				
		Construction				\$2,000,000	\$2,000,000	
WK-23	11	U of H Experiment Station 605' Tank (0.25MG)						
		Design	\$200,000	\$300,000				
		Construction			\$2,000,000	\$2,000,000		
WKK-15	12	Kilauea 466' Tank (1.0 MG)	\$2,500,000	\$3,000,000				
HW-11	15	Haena 144' Tank (0.2 MG)	\$2,500,000	\$3,000,000				
N/A		Kukuioolono Tank Demo	\$1,100,000					
N/A		AMI Meter Replacement	\$10,000,000	\$6,500,000				
N/A		Manoa Stream WL Emergency Repairs	\$500,000					
N/A		Makaleha WL Emergency Repairs	\$500,000					
			\$45,060,000	\$31,800,000	\$5,300,000	\$6,900,000	\$2,000,000	\$91,060,000
		BAB Fund Eligible						

BREAKOUT BY FUND TYPE

	Water Utility Fund (WUF)						
	Grant	\$17,300,000	\$2,750,000	\$1,250,000	\$1,250,000	\$0	\$22,550,000
	BAB	\$7,000,000	\$2,750,000	\$0	\$0	\$0	\$9,750,000
	FRC	\$1,260,000	\$1,000,000	\$800,000	\$400,000	\$0	\$3,460,000
	SRF Loan	\$14,300,000	\$16,500,000	\$0	\$0	\$0	\$30,800,000
	TOTAL	\$45,060,000	\$31,800,000	\$5,300,000	\$6,900,000	\$2,000,000	\$91,060,000

Type of Funding by Year - FY 22		WUF (10)	Grant (40)	BAB (30)	FRC (20)	SRF Loan (60)	Total
WK-39	Drill & Develop Kapaa Homesteads Well 4 Design				\$700,000		\$700,000
WKK-03	Kilauea Wells 1 & 2, MCC, Chlorination Facilities	\$400,000	\$2,600,000				\$3,000,000
K01	Kalaheo Water Sytem Improvements, Packages A, B & C		\$10,200,000			\$4,300,000	\$14,500,000
WKK-02	Drill & Test Kilauea Well 3 - Construction				\$400,000		\$400,000
	Design				\$160,000		\$160,000
WK-08	Kapaa Homesteads 313 Tank (1.0 MG)		\$4,500,000	\$4,500,000			\$9,000,000
WK-23	U of H Experiment Station 605' Tank (0.25MG) Design (increased \$50K "540" budget to match wksht.)	\$200,000					\$200,000
WKK-15	Kilauea 466' Tank (1.0 MG)			\$2,500,000			\$2,500,000
HW-11	Haena 144' Tank (0.2 MG)	\$2,500,000					\$2,500,000
N/A	Kukuioolono Tank Demo	\$1,100,000					\$1,100,000
N/A	AMI Meter Replacement					\$10,000,000	\$10,000,000
N/A	Manoa Stream WL Emergency Repairs	\$500,000					\$500,000
N/A	Makaleha WL Emergency Repairs	\$500,000					\$500,000
	TOTAL	\$5,200,000	\$17,300,000	\$7,000,000	\$1,260,000	\$14,300,000	\$45,060,000

Type of Funding by Year - FY 23		WUF	Grant	BAB	FRC	SRF Loan	Total
WKK-03	Kilauea Wells 1 & 2, MCC, Chlorination Facilities	\$2,000,000					\$2,000,000
K01	Kalaheo Water Sytem Improvements, Packages A, B & C					\$10,000,000	\$10,000,000
WKK-02	Drill & Test Kilauea Well 3 - Construction				\$450,000		\$450,000
HW-12	Drill & Test Wainiha/Haena Well Construction				\$400,000		\$400,000
H-08	Drill & Test Hanalei Well Design				\$150,000		\$150,000
WK-08	Kapaa Homesteads 313 Tank (1.0 MG)		\$2,750,000	\$2,750,000			\$5,500,000
PLH-27	Kuhio Highway (Hardy-Oxford) 16" Main Replacement Design	\$500,000					\$500,000
WK-23	U of H Experiment Station 605' Tank (0.25MG) Design	\$300,000					\$300,000
WKK-15	Kilauea 466' Tank (1.0 MG)	\$3,000,000					\$3,000,000
HW-11	Haena 144' Tank (0.2 MG)	\$3,000,000					\$3,000,000
N/A	AMI Meter Replacement					\$6,500,000	\$6,500,000
	TOTAL	\$8,800,000	\$2,750,000	\$2,750,000	\$1,000,000	\$16,500,000	\$31,800,000

5-Year Capital Plan (OPS)

<u>Project/Vehicle/Equipment</u>	<u>FY22</u>	<u>FY 23</u>	<u>FY24</u>	<u>FY25</u>	<u>FY26</u>
NaOCl On-site Generation					
Kilohana Wells		\$200,000			
Kilauea Well		\$200,000			
Koloa Wells F,C,D			\$300,000		
Anahola Wells				\$200,000	
Kalaheo Wells					\$200,000
Replace submersible pump and refurbish Wainiha Well #1	\$150,000				
Refurbish Nagoshi Town Well		\$500,000			
Annual Deepwell and Booster Pump replacement program					
Paua Valley Well (pump and MCC)		\$1,000,000			
Garlinghouse			\$150,000		
Kilohana Well I			\$150,000		
Koloa Well E				\$150,000	
Nonou Well C				\$150,000	
Haena Well					\$150,000
Kalepa Well					\$150,000
Nonou Well B					\$200,000
Offices on the second floor Microlab building	\$75,000				
Work stations Operations Building	\$50,000				
Replace wet barrel hydrants with dry barrel hydrants	\$25,000	\$25,000	\$25,000	\$25,000	\$25,000
Baseyard Phase 1		\$2,000,000			
Demolish Admin Bldg/Add Temp Parking Lot	\$400,000				
Pump Replacement - Paua Valley	\$150,000				
Satellite Operations Facility	\$300,000				
TOTAL	\$1,150,000	\$3,925,000	\$625,000	\$525,000	\$725,000

Department of Water
Vehicle Inventory by Organization (Division)
(12/31/2020)

YEAR	LICENSE NO.	VEHICLE DESCRIPTION	CLASS CODE	ASSET ID	Division	OWNER	EXPECTED REPLACEMENT (FY)
READY FOR AUCTION							
2000	CK1636	NISSAN FRONTIER EXTRA CAB PICKUP 4X4	01499 (LT TRUCK)	Shop	TRSEQ2000	Operations	Auction FY21
2003	CK1758	FORD PICKUP TRUCK	01499 (LT TRUCK)	Koni	TRSEQ2003	Operations	Auction FY21
2007	CK1957	FORD MPVH	01499 (LT TRUCK)	D. Abalos	TRSEQ2008	Operations	Auction FY21
2007	CK1973	FORD RANGER TRUCK 4X4	01499 (LT TRUCK)	L. Nakata	TRSEQ2008	Operations	Auction FY21
2008	CK2047	FORD x464 TRUCK (Utility)	21499 (MED TRUCK)	B. Fujii	TRSEQ2009	Operations	Auction FY21
ADMINISTRATION							
2019	CK2474	NISSAN MPVH PICKUP	01499 (LT TRUCK)		TRSEQ2019	Admin	DEPUTY
2019	CK2473	NISSAN MPVH PICKUP	01499 (LT TRUCK)		TRSEQ2019	Admin	MGR
2011	CK2153	NISSAN LEAF 4DSD	7398 (PPT)	Fiscal	TRSEQ2012	Admin	Admin
ENGINEERING							
2003	CK1769	FORD ESCAPE 4D MPVH 4X4	01499 (LT TRUCK)	E. Doi	TRSEQ2003	Engineering	WRP
2003	CK1770	FORD ESCAPE 4D MPVH 4X4	01499 (LT TRUCK)	Jenny	TRSEQ2003	Engineering	Eng
2010	CK2122	JEEP PATRIOT (MPVH)	01499 (LT TRUCK)	R. Flores	TRSEQ2010	Engineering	CM
2012	CK2189	DODGE PICKUP - DR1500 -CREW CAB -4X4	01499 (LT TRUCK)	V. Kapanui	TRSEQ2012	Engineering	CM
2014	CK2264	FORD EXPLORER	01499 (LT TRUCK)		TRSEQ2014	Engineering	CM
2014	CK2265	FORD F150	01499 (LT TRUCK)		TRSEQ2014	Engineering	CM
2014	CK2266	FORD F150	01499 (LT TRUCK)		TRSEQ2014	Engineering	CM
2018	CK2414	JEEP CHEROKEE	01499 (LT TRUCK)		TRSEQ2018	Engineering	CM
FISCAL							
2016	CK2345	NISSAN FRONTIER PICKUP	01499 (LT TRUCK)		TRSEQ2016	Fiscal	Meter Reader
2019	CK2478	NISSAN MPVH PICKUP	01499 (LT TRUCK)		TRSEQ2019	Fiscal	Meter Reader Sup
2012	CK2160	TOYOTA RAV4 2WD V-6	7398 (PPT)	R. Balbin	TRSEQ2012	Fiscal	Meter Reader
2012	CK2162	TOYOTA RAV4 2WD V-6	7398 (PPT)		TRSEQ2012	Fiscal	Meter Reader
Microlab							
2010	CK2134	TOYOTA MPVH T5522/4WD	01499 (LT TRUCK) NEW	Peggy	TRSEQ2011	Microlab	Lab
2019	CK2500	FORD RANGER PICKUP	01499 (LT TRUCK)		TRSEQ2020	Microlab	Microlab

Department of Water
Vehicle Inventory by Organization (Division)
(12/31/2020)

YEAR	LICENSE NO.	VEHICLE DESCRIPTION	CLASS CODE	ASSET ID	Division	OWNER	EXPECTED REPLACEMENT (FY)	
OPERATIONS								
2012	CK2188	DODGE PICKUP - DR1500 -QUAD CAB -4X4	01499 (LT TRUCK)	A. Silva	TRSEQ2012	Operations	Chief	FY26
2016	CK2356	FORD F-150 PICKUP	01499 (LT TRUCK)		TRSEQ2017	Operations	Asst Chief	
2016	CK2357	CHEVROLET COLORADO PICKUP	01499 (LT TRUCK)		TRSEQ2017	Operations	Sup - East	
2012	CK2161	TOYOTA RAV4 4WD V-6	7398 (PPT)	R. Smith	TRSEQ2012	Operations	Sup - Plants	FY23
2019	CK2493	FORD F-150 4X4	01499 (LT TRUCK)		TRSEQ2020	Operations	Sup - Field	
2016	CK2352	FORD F-250 SUPER DUTY PICKUP	21499 (MED TRUCK)	C. Shirai	TRSEQ2016	Operations	Sup - West	
2013	CK2237	FORD F450 TRUCK (Utility)	21499 (MED TRUCK)		TRSEQ2014	Operations	Lead PF	FY22
2016	CK2350	FORD F-450 PICKUP	21499 (MED TRUCK)	C. Shirai	TRSEQ2016	Operations	Lead PF	
2016	CK2351	FORD F-450 SUPER DUTY PICKUP	21499 (MED TRUCK)	C. Shirai	TRSEQ2016	Operations	Lead PF	
2017	CK2423	FORD F-550 PICKUP	21499 (MED TRUCK)		TRSEQ2019	Operations	Lead PF	
2017	CK2422	FORD F-550 PICKUP	21499 (MED TRUCK)		TRSEQ2019	Operations	Lead PF	
2020	CK2568	FORD F-150 4X4 W/ WORKPOD INSERT	01499 (LT TRUCK)	TRSEQ2020	TRSEQ2020	Operations	Leak Investigator	
2012	CK2163	TOYOTA RAV4 4WD V-6	7398 (PPT)	V. Reyna	TRSEQ2012	Operations	Leak Investigator	FY25
2017	CK2426	FORD F-250 PICKUP	01499 (LT TRUCK)		TRSEQ2019	Operations	Electrician	
2012	CK2166	FORD VAN	7398 (PPT)		TRSEQ2013	Operations	Electrician	FY24
2007	CK1961	FORD RANGER 4X2 REG CAB	01499 (LT TRUCK)	S. Yasutake	TRSEQ2008	Operations	Auto Mech	
2020	CK2569	FORD F-550 W/ CRANE BODY	21499(MED TRUCK)	TRSEQ2020	TRSEQ2020	Operations	Auto Mech	
2004	CK1785	FORD F477 TRUCK 4X2	21499 (MED TRUCK)	W. Yoshioka	TRSEQ2004	Operations	Auto Mech	
2011	CK2143	DODGE -DR1500	01499 (LT TRUCK)		TRSEQ2012	Operations	WPO I	FY23
2015	CK2341	FORD F250	01499 (LT TRUCK)		TRSEQ2015	Operations	WPO I	FY26
2016	CK2355	FORD F-250	01499 (LT TRUCK)		TRSEQ2017	Operations	WPO I	
2015	CK2310	FORD F250 TRUCK	21499 (MED TRUCK)	C. Shirai	TRSEQ2015	Operations	WPO II	FY26
2008	CK1965	FORD F450 TRUCK W/UTILITY BODY 4X2	21499 (MED TRUCK)	R. Coyaso	TRSEQ2008	Operations	Maint	FY24
2007	CK1964	FORD F450 TRUCK W/UTILITY BODY 4X2	21499 (MED TRUCK)	S. Galvez	TRSEQ2008	Operations	Constr	FY22
2018	CK2425	FORD F-150 PICKUP	01499 (LT TRUCK)		TRSEQ2019	Operations	Meter Mech	
2019	CK2524	DODGE RAM PICKUP	01499 (LT TRUCK)		TRSEQ2020	Operations	Grounds	
2017	CK2424	FORD F250 PICKUP	01499 (LT TRUCK)		TRSEQ2019	Operations	Weld	
2008	CK2020	GMC C5500 DUMP TRUCK	31499 (HVY TRUCK)	D. Lizama	TRSEQ2009	Operations	West Dump	
2019	CK2466	PETERBILT DUMP TRUCK	31499 (HVY TRUCK)		TRSEQ2019	Operations	West Dump	
2019	CK2438	INTERNATIONAL TANK TRUCK	31499 (HVY TRUCK)		TRSEQ2019	Operations	Field Tanker	
2011	CK2128	INTERNATIONAL DUMP TRUCK	31499 (HVY TRUCK)	K. Dabin	TRSEQ2011	Operations	East Dump	FY25
2020	CK2539	Peterbilt 348 DUMP TRUCK	31499 (HVY TRUCK)		TRSEQ2020	Operations	East Dump	
2014	CK2304	PETERBILT DUMP TRUCK	31499 (HVY TRUCK)		TRSEQ2015	Operations	Plant Dump	
2016	CK2389	FORD F-550	01499 (LT TRUCK)		TRSEQ2017	Operations	Field Dump	FY26
2003	CK1759	FORD ESCAPE 4D MPVH 4X4	01499 (LT TRUCK)	J. Perreira	TRSEQ2003	Operations	Ops Pool	
2009	CK2067	FORD RANGER REG CAB 4X2	01499 (LT TRUCK)	G. Rafael	TRSEQ2009	Operations	Ops Pool	
2008	CK2048	FORD x464 TRUCK (Utility)	21499 (MED TRUCK)	A. Iwasaki	TRSEQ2009	Operations	Ops Pool	

Department of Water Equipment Inventory (12/31/2020)

YEAR	LICENSE NO.	VEHICLE DESCRIPTION	CLASS CODE	OWNER	EXPECTED REPLACEMENT (FY)
2000	CK577	TRAIL KING FLAT BED TRAILER TK24	68499 (TRAILER)	Equipment Buffalo	
2009	CK774	ZIEMAN CARRIER TRAILER	68499 (TRAILER)	Equipment East Trailer	
2012	CK792	TRAIL KING TRAILER TK20LP	68499 (TRAILER)	Equipment West Trailer	
2014	CK815	HOMEMADE TRAILER	68499 (TRAILER)	Equipment Buffalo	
2014	CK816	HOMEMADE TRAILER	68499 (TRAILER)	Equipment Buffalo	
2016	CK834	TRAIL KING TK50RB ROLL BACK TRAILER	68499 (TRAILER)	Equipment Plant Trailer	
2004	CK706	BIG TEX UTILITY TRAILER	69499 (SVC/UTILITY TRAILER)	Equipment Maint Trailer	
2006	CK727	SHPBLT MSTL TRAILER	69499 (SVC/UTILITY TRAILER)	Equipment Buffalo	
2006	CK729	SHPBLT MSTL TRAILER	69499 (SVC/UTILITY TRAILER)	Equipment Buffalo	
2007	CK741	ZIEMAN TRAILER	69499 (SVC/UTILITY TRAILER)	Equipment West Trailer	
2021	CK867	16k Tilit Deck Felling Trailer	69499 (SVC/UTILITY TRAILER)	Equipment West Trailer	
2021	CK868	16k Tilit Deck Felling Trailer	69499 (SVC/UTILITY TRAILER)	Equipment East Trailer	
2021	CK869	16k Tilit Deck Felling Trailer	69499 (SVC/UTILITY TRAILER)	Equipment East Trailer	
		MultiquipGenerator,Trailer- Mounted w/Fuel Cell, Engine	UNKNOWN	Equipment 400 kVA Piwai Well 2	
2002		Generator, Trailer-Mounted 70 KVA Power	UNKNOWN	Equipment Waimea Boosters	FY25
2002		Generator, Trailer-Mounted 70 KVA Power	UNKNOWN	Equipment Wainiha Wells	FY25
		4-Wheel Drive Loader Backhoe	UNKNOWN	Equipment OPS Plant	
		6000# Pneumatic Tire Forklift	UNKNOWN	Equipment OPS Plant	
		Ad. Cost, SS3 Attchmnts, 16",18"Buckets	UNKNOWN	Equipment OPS Plant	
		Skid Steer Loader(SS4), Case 430 SSL	UNKNOWN	Equipment OPS Plant	
		Gearmore Equipment BRADCO 611 BH	UNKNOWN	Equipment OPS Plant	
		Case Model 430 SSLSeries III Uniloader	UNKNOWN	Equipment OPS Plant	
		Bradco 6120 Backhoe & 4X1 Bucket	UNKNOWN	Equipment OPS Plant	
		GEA 108018, 66" 4 in 1 Bucket	UNKNOWN	Equipment OPS Plant	
2008		Takeuchi Model TB175CS Excavator (2010?)	UNKNOWN	Equipment OPS Plant	FY23
		Trailer Mounted 125 KVA Emergency Generator	UNKNOWN	Equipment Kapilimao Well	
		Case 4WD Backhoe w/extendahoe, pilot	UNKNOWN	Equipment OPS Plant	
		Takeuchi Compact Excavator TB24OR	UNKNOWN	Equipment OPS Field	
2012		Takeuchi TB235R Excavator (2016?)	UNKNOWN	Equipment OPS Field	FY25
		Multiquip Generator 10KW	UNKNOWN	Equipment Wainiha Boosters	
		Multiquip Generator 25KW	UNKNOWN	Equipment Nursery Boosters	
		Multiquip Generator on trailer	UNKNOWN	Equipment Puu Pilo Boosters	
		Takeuchi Compact Excavator TB-250-2RA	UNKNOWN	Equipment OPS Field	
		Multiquip Generator 100KW	UNKNOWN	Equipment Baseyard	
2015		Takeuchi TB228R Excavator	UNKNOWN	Equipment OPS Field	FY26
1992		Multiquip Generator 150KW	UNKNOWN	Equipment OPS Plant Kilohana Wells A,E	FY22
		Hale Fire Pump	UNKNOWN	Equipment	
		Light Tower (orange)	UNKNOWN	Equipment OPS Field	
		Light Tower (white)	UNKNOWN	Equipment OPS Field	

Department of Water Equipment Inventory (12/31/2020)

YEAR	LICENSE NO.	VEHICLE DESCRIPTION	CLASS CODE	OWNER	EXPECTED REPLACEMENT (FY)
		Komatsu Backhoe		Base Yard	
1992		150 kVA Generator	Equipment	Makaleha Well & Tunnel	FY26
1992		125 kVA Generator	Equipment	Eleele Booster Pump	FY24
1992		125 kVA Generator	Equipment	Anahola Wells	FY24
1992		150kVA Generator	Equipment	Kilauea Well	FY24
1992		150kVA Generator	Equipment	?	FY23
2012		200-gal Skid Sprayer	Equipment		FY22
1992		150kVA Generator	Equipment	Puhi Well	FY22
1992		125kVA Generator	Equipment	Microlab	FY22

Department of Water Vehicle/Equipment Inventory (12/31/2020)

YEAR	LICENSE NO.	VEHICLE DESCRIPTION	GVW/GCW	COST NEW	CLASS CODE	ASSET ID	Division	OWNER	EXPECTED REPLACEMENT (FY)
2000	CK1636	NISSAN FRONTIER EXTRA CAB PICKUP 4X4	4,190	\$ 20,768	01499 (LT TRUCK)	Shop TRSEQ2000	Operations	Auction	FY21
2003	CK1758	FORD PICKUP TRUCK	3,880	\$ 23,488	01499 (LT TRUCK)	Koni TRSEQ2003	Operations	Auction	FY21
2003	CK1759	FORD ESCAPE 4D MPVH 4X4	3,550	\$ 23,426	01499 (LT TRUCK)	J. Perreira TRSEQ2003	Operations	Ops Pool	
2003	CK1769	FORD ESCAPE 4D MPVH 4X4	3,550	\$ 22,595	01499 (LT TRUCK)	E. Doi TRSEQ2003	Engineering	WRP	
2003	CK1770	FORD ESCAPE 4D MPVH 4X4	3,550	\$ 22,595	01499 (LT TRUCK)	Jenny TRSEQ2003	Engineering	Eng	
2007	CK1957	FORD MPVH	4,520	\$ 25,332	01499 (LT TRUCK)	D. Abalos TRSEQ2008	Operations	Auction	FY21
2007	CK1961	FORD RANGER 4X2 REG CAB	3,510	\$ 21,311	01499 (LT TRUCK)	S. Yasutake TRSEQ2008	Operations	Auto Mech	
2007	CK1973	FORD RANGER TRUCK 4X4	3,820	\$ 24,823	01499 (LT TRUCK)	L. Nakata TRSEQ2008	Operations	Auction	FY21
2009	CK2067	FORD RANGER REG CAB 4X2	4,300	\$ 16,191	01499 (LT TRUCK)	G. Rafael TRSEQ2009	Operations	Ops Pool	
2010	CK2122	JEEP PATRIOT (MPVH)	3,450	\$ 22,995	01499 (LT TRUCK)	R. Flores TRSEQ2010	Engineering	CM	
2010	CK2134	TOYOTA MPVH T5522/4WD	4,510	\$ 40,004	01499 (LT TRUCK)	Peggy TRSEQ2011	Microlab	Lab	
2011	CK2143	DODGE -DR1500	5,250	\$ 30,541	01499 (LT TRUCK)	TRSEQ2012	Operations	WPO I	FY23
2012	CK2189	DODGE PICKUP - DR1500 -CREW CAB -4X4	5,320	\$ 27,361	01499 (LT TRUCK)	V. Kapanui TRSEQ2012	Engineering	CM	
2012	CK2188	DODGE PICKUP - DR1500 -QUAD CAB -4X4	5,090	\$ 28,547	01499 (LT TRUCK)	A. Silva TRSEQ2012	Operations	Chief	FY26
2014	CK2264	FORD EXPLORER	4,710	\$ 36,365	01499 (LT TRUCK)	TRSEQ2014	Engineering	CM	
2014	CK2265	FORD F150	5,310	\$ 41,818	01499 (LT TRUCK)	TRSEQ2014	Engineering	CM	
2014	CK2266	FORD F150	5,310	\$ 41,818	01499 (LT TRUCK)	TRSEQ2014	Engineering	CM	
2015	CK2341	FORD F250	6,410	\$ 40,276	01499 (LT TRUCK)	TRSEQ2015	Operations	WPO I	FY26
2015	CK2310	FORD F250 TRUCK	6,610	\$ 37,278	21499 (MED TRUCK)	C. Shirai TRSEQ2015	Operations	WPO II	FY26
2016	CK2345	NISSAN FRONTIER PICKUP	3,910	\$ 27,714	01499 (LT TRUCK)	TRSEQ2016	Fiscal	Meter Reader	
2016	CK2352	FORD F-250 SUPER DUTY PICKUP	6,610	\$ 65,415	21499 (MED TRUCK)	C. Shirai TRSEQ2016	Operations	West Sup	
2016	CK2356	FORD F-150 PICKUP	4,840	\$ 44,513	01499 (LT TRUCK)	TRSEQ2017	Operations	Asst Chief	
2016	CK2355	FORD F-250	6,610	\$ 47,149	01499 (LT TRUCK)	TRSEQ2017	Operations	WPO I	
2016	CK2389	FORD F-550	7,210	\$ 71,469	01499 (LT TRUCK)	TRSEQ2017	Operations	Field Dump	FY26
2016	CK2357	CHEVROLET COLORADO PICKUP	4,400	\$ 40,954	01499 (LT TRUCK)	TRSEQ2017	Operations	East Sup	
2017	CK2426	FORD F-250 PICKUP	7,000	\$ 57,430	01499 (LT TRUCK)	TRSEQ2019	Operations	Electrician	
2018	CK2414	JEEP CHEROKEE	4,690	\$ 39,491	01499 (LT TRUCK)	TRSEQ2018	Engineering	CM	
2017	CK2424	FORD F250 PICKUP	8,100	\$ 62,661	01499 (LT TRUCK)	TRSEQ2019	Operations	Weld	
2018	CK2425	FORD F-150 PICKUP	5,520	\$ 51,435	01499 (LT TRUCK)	TRSEQ2019	Operations	Meter Mech	
2019	CK2474	NISSAN MPVH PICKUP	3,710	\$ 28,894	01499 (LT TRUCK)	TRSEQ2019	Admin	DEPUTY	
2019	CK2473	NISSAN MPVH PICKUP	3,710	\$ 28,894	01499 (LT TRUCK)	TRSEQ2019	Admin	MGR	
2019	CK2478	NISSAN MPVH PICKUP	3,900	\$ 24,514	01499 (LT TRUCK)	TRSEQ2019	Fiscal	Meter Reader Sup	
2019	CK2493	FORD F-150 4X4	5,640	\$ 51,264	01499 (LT TRUCK)	TRSEQ2020	Operations	Field Sup	
2019	CK2524	DODGE RAM PICKUP	5,130	\$ 39,767	01499 (LT TRUCK)	TRSEQ2020	Operations	Grounds	
2019	CK2500	FORD RANGER PICKUP	4,580	\$ 35,695	01499 (LT TRUCK)	TRSEQ2020	Microlab	Microlab	
2020	CK2568	FORD F-150 4X4 W/ WORKPOD INSERT	5,640	\$54,035.88	01499 (LT TRUCK)		Operations	Leak Investigator	
2004	CK1785	FORD F477 TRUCK 4X2	11,240	\$ 70,798	21499 (MED TRUCK)	W. Yoshioka TRSEQ2004	Operations	Auto Mechs	
2007	CK1964	FORD F450 TRUCK W/UTILITY BODY 4X2	11,380	\$ 76,298	21499 (MED TRUCK)	S. Galvez TRSEQ2008	Engineering	Constr	FY22
2008	CK1965	FORD F450 TRUCK W/UTILITY BODY 4X2	11,320	\$ 72,283	21499 (MED TRUCK)	R. Coyaso TRSEQ2008	Operations	Maint	FY24
2008	CK2047	FORD x464 TRUCK (Utility)	10,980	\$ 74,689	21499 (MED TRUCK)	B. Fujii TRSEQ2009	Operations	Auction	FY21
2008	CK2048	FORD x464 TRUCK (Utility)	11,020	\$ 74,689	21499 (MED TRUCK)	A. Iwasaki TRSEQ2009	Operations	Ops Pool	
2013	CK2237	FORD F450 TRUCK (Utility)	10,340	\$ 99,161	21499 (MED TRUCK)	TRSEQ2014	Operations	Lead PF	FY22
2016	CK2350	FORD F-450 PICKUP	13,420	\$ 122,626	21499 (MED TRUCK)	C. Shirai TRSEQ2016	Operations	Lead PF	
2016	CK2351	FORD F-450 SUPER DUTY PICKUP	10,880	\$ 95,836	21499 (MED TRUCK)	C. Shirai TRSEQ2016	Operations	Lead PF	
2017	CK2423	FORD F-550 PICKUP	11,320	\$ 111,802	21499 (MED TRUCK)	TRSEQ2019	Operations	Lead PF	
2017	CK2422	FORD F-550 PICKUP	11,320	\$ 111,829	21499 (MED TRUCK)	TRSEQ2019	Operations	Lead PF	
2020	CK2569	FORD F-550 W/ CRANE BODY	11,320	\$157,142.35	21499 (MED TRUCK)		Operations	Auto Mechanics	
2005	CK1816	GMC DUMP (CK2420?)	19,500	\$ 63,379	31499 (HVY TRUCK)	Cory TRSEQ2005	Operations	Auction	FY21
2008	CK2020	GMC C5500 DUMP TRUCK	19,500	\$ 72,659	31499 (HVY TRUCK)	D. Lizama TRSEQ2009	Operations	West Dump	
2011	CK2128	INTERNATIONAL DUMP TRUCK	26,000	\$ 96,963	31499 (HVY TRUCK)	K. Dabin TRSEQ2011	Operations	East Dump	FY25
2014	CK2304	PETERBILT DUMP TRUCK	18,860	\$ 183,197	31499 (HVY TRUCK)	TRSEQ2015	Operations	Plant Dump	
2019	CK2438	INTERNATIONAL TANK TRUCK	16,400	\$ 137,821	31499 (HVY TRUCK)	TRSEQ2019	Operations	Field Tanker	
2019	CK2466	PETERBILT DUMP TRUCK	16,840	\$ 155,732	31499 (HVY TRUCK)	TRSEQ2019	Operations	West Dump	
2020	CK2539	Peterbilt 348 DUMP TRUCK	17,700	\$ 152,228	31499 (HVY TRUCK)	TRSEQ2020	Operations	East Dump	
2000	CK583	ZIEMAN FLAT BED TRAILER 1185	14,168	\$ 7,877	68499 (TRAILER)	Shop TRSEQ2001	Operations	Auction	FY21
2011	CK2153	NISSAN LEAF 4DSD	3,470	\$ 37,986	7398 (PPT)	Fiscal TRSEQ2012	Admin	Admin	
2012	CK2166	FORD VAN	5,730	\$ 52,804	7398 (PPT)	TRSEQ2013	Operations	Electrician	FY24
2012	CK2160	TOYOTA RAV4 2WD V-6	3,540	\$ 26,687	7398 (PPT)	R. Balbin TRSEQ2012	Fiscal	Meter Reader	
2012	CK2162	TOYOTA RAV4 2WD V-6	3,540	\$ 26,687	7398 (PPT)	TRSEQ2012	Fiscal	Meter Reader	
2012	CK2161	TOYOTA RAV4 4WD V-6	3,680	\$ 28,094	7398 (PPT)	R. Smith TRSEQ2012	Operations	Plants Sup	FY23
2012	CK2163	TOYOTA RAV4 4WD V-6	3,680	\$ 28,094	7398 (PPT)	V. Reyna TRSEQ2012	Operations	Leak Investigator	FY25

Need to Confirm