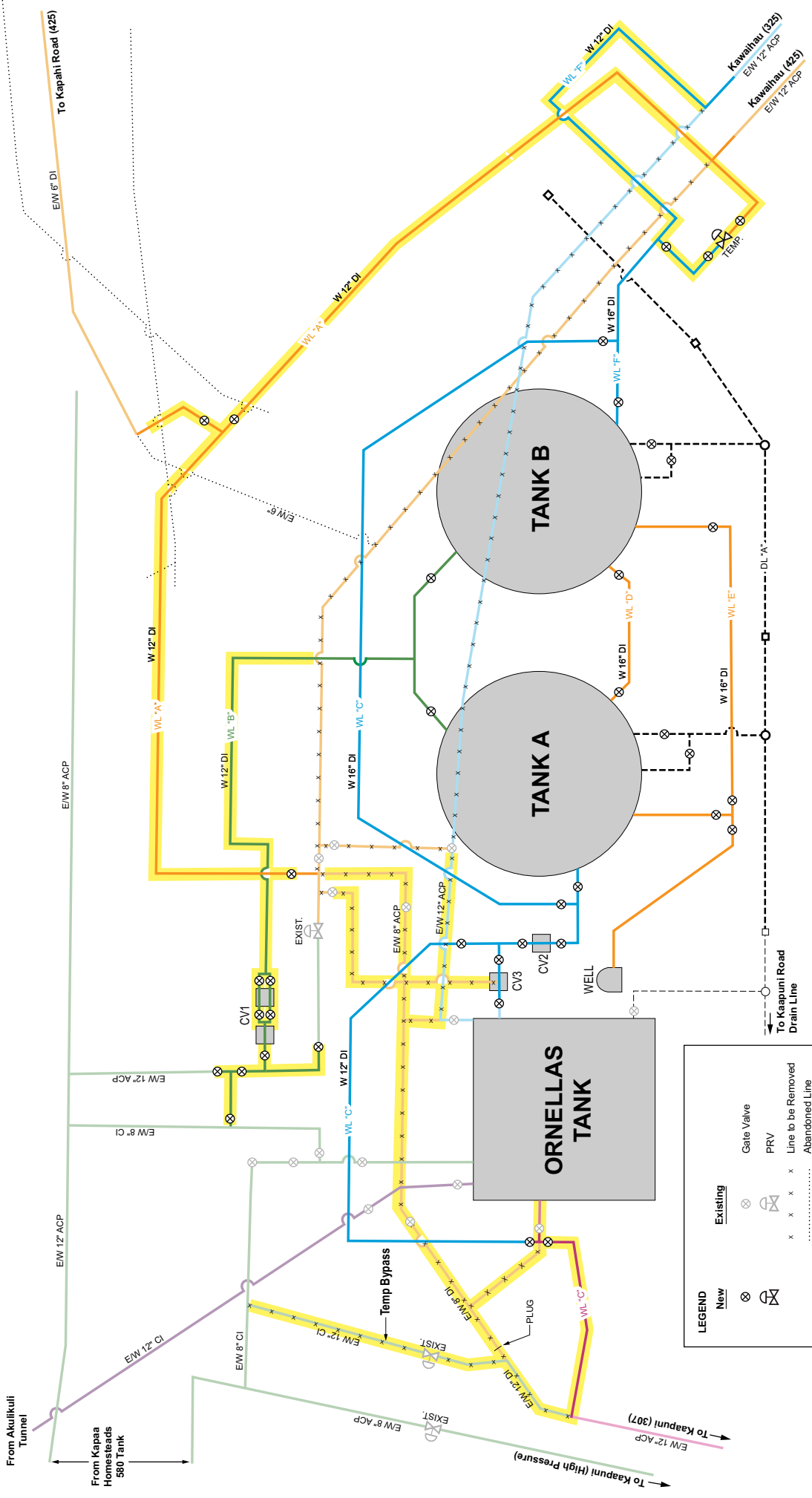


IFB Job No. 02-14 Kapaa Homesteads 325' Tanks
Two 0.5 MG Tanks, Package B - Tanks Package
Appendix N: Schematic Piping Plans

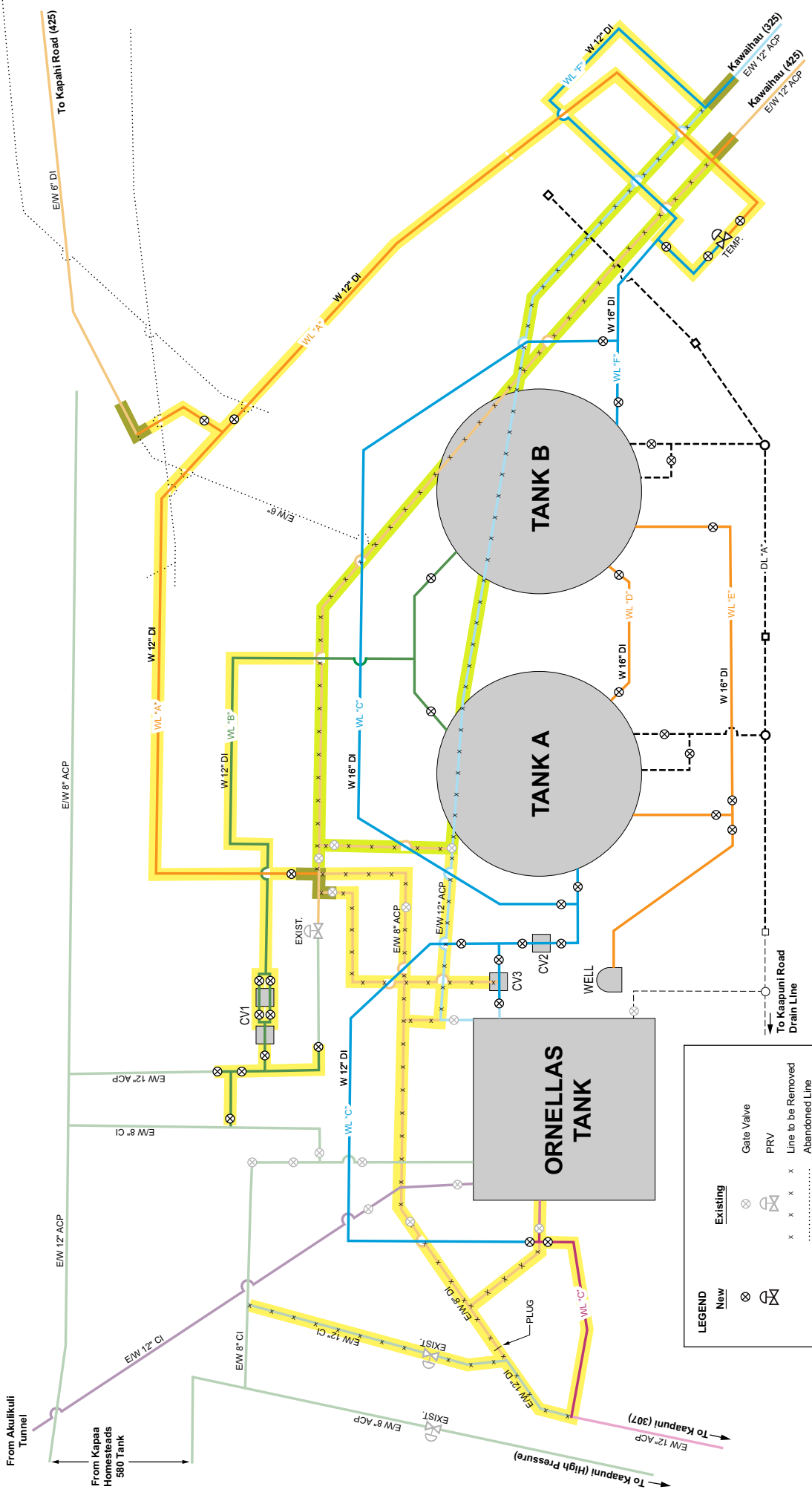
SCHEMATIC PIPING PLANS



Phase 1

LEGEND	
	Gate Valve
	PRV
	Line to be Removed
	Abandoned Line
	580 System
	Akukuli Tunnel
	425 System
	325 System
	307 System
	Drain Line
	DMH DI
	DMH

PHASE 1 SCHEMATIC PIPING PLAN
 KAPAA HOMESTEAD 325' TANKS-TWO 0.5 MG TANKS
 PACKAGE B



Phase 1

Phase 2a - Connections to be installed first

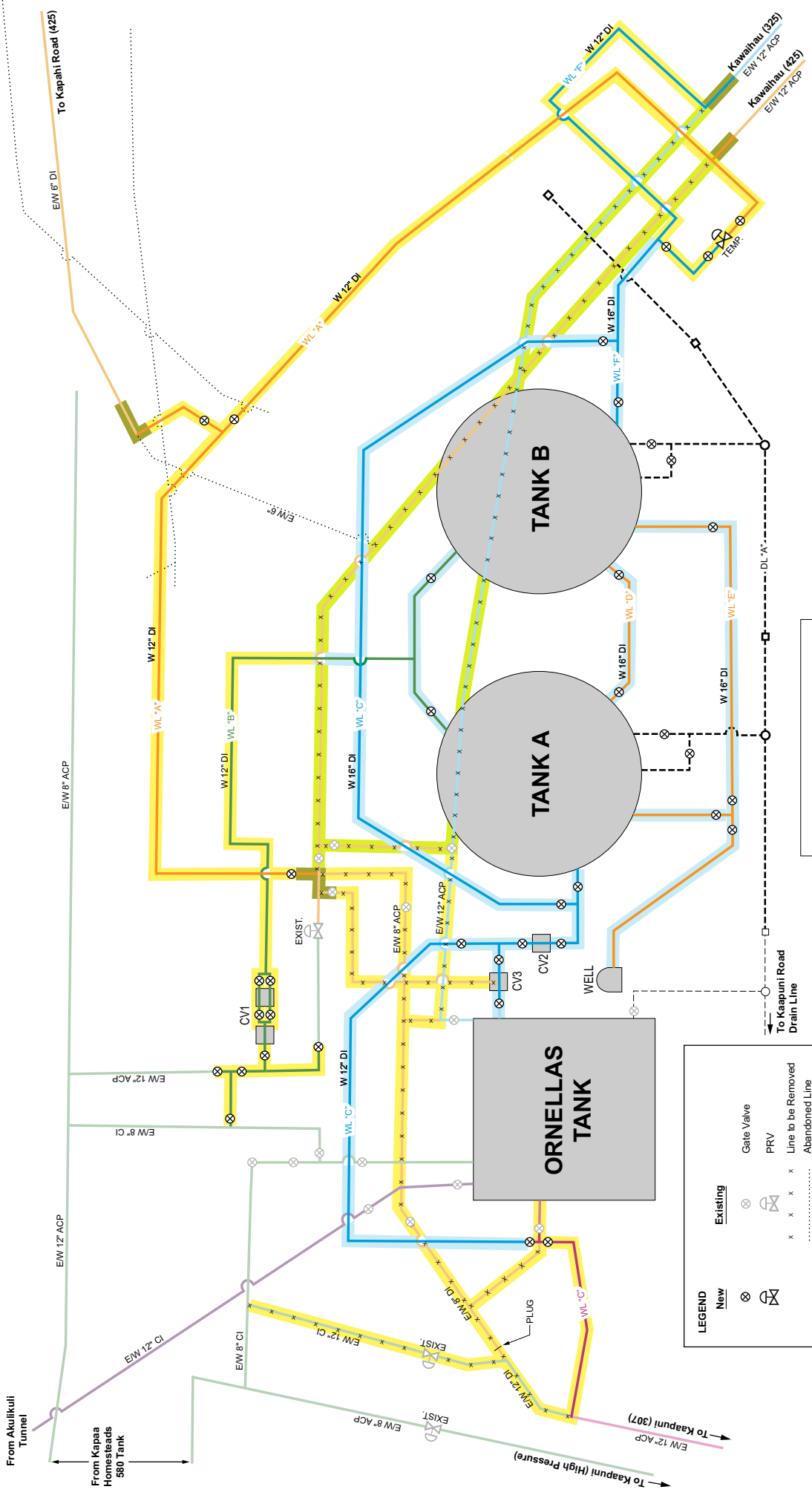
Phase 2b

LEGEND

Existing	Gate Valve	⊗
	PRV	⊗
	Line to be Removed	x
	Abandoned Line	⋯
	580 System	— (Green)
	Akulikuli Tunnel	— (Purple)
	425 System	— (Orange)
	325 System	— (Blue)
	307 System	— (Pink)
	Drain Line	— (Dashed)
	DMH	⊗
	DI	⊗
New	Gate Valve	⊗
	PRV	⊗
	Line to be Removed	x
	Abandoned Line	⋯
	580 System	— (Green)
	Akulikuli Tunnel	— (Purple)
	425 System	— (Orange)
	325 System	— (Blue)
	307 System	— (Pink)
	Drain Line	— (Dashed)
	DMH	⊗
	DI	⊗

PHASE 2 SCHEMATIC PIPING PLAN
KAPAA HOMESTEAD 32.5 TANKS—TWO 0.5 MG TANKS
PACKAGE B





Phase 1

Phase 2a - Connections to be installed first

Phase 2b

Phase 3

LEGEND

Existing	Gate Valve	⊗
	PRV	⊗
	Line to be Removed	---
	Abandoned Line	⋯
	580 System	—
	Akukuli Tunnel	—
	425 System	—
	325 System	—
	307 System	—
	Drain Line	—
	DMH	○
	DI	□
New	DMH	○
	DI	□

PHASE 3 SCHEMATIC PIPING PLAN
 KAPAA HOMESTEAD 325' TANKS—TWO 0.5 MG TANKS
 PACKAGE B

